

Table of Contents

LOXO - BTI'S OWN HARDWARE RANGE - NEW

- 5 - LOXO Hinges
- 6 - LOXO Latches
- 7 - LOXO Pool Kit

HIGH PERFORMANCE GATE HARDWARE FROM D&D TECHNOLOGIES

- 10 - Latches and Locks Guide
- 11 - Latch Applications And Features
- 12 - Magna•Latch Range
- 13 - Lokk•Latch Range
- 14 - Lokk•Latch Range (cont)
- 15 - Other Gate Latches
- 16 - Architectural Series
- 17 - KwikFit Hinges Selection Guide
- 18 - KwikFit Aluminium Hinges
- 19 - KwikFit Polymer Hinges
- 20 - Tru•Close Hinges – Regular Guide
- 21 - Tru•Close Hinges – Heavy Duty Guide
- 22 - Tru•Close Hinges – Regular
- 23 - Tru•Close Hinges – Heavy Duty
- 24 - Tru•Close Hinges – Round Post
- 25 - Tru•Close Hinges – Multi-Adjustable
- 26 - Gate Stops and Q-Bolts
- 27 - Gate Handles and Lokk Bolts
- 28 - Shut It BadAss™ Heavy Duty Hinges
- 29 - Shut It BadAss™ Hinge Product Guide
- 30 - Shut It BadAss™ Hinges
- 31 - Shut It BadAss™ Hinges (cont)
- 32 - Shut It BadAss™ Hinges (cont)
- 33 - Shut It BadAss™ Hinges (cont)
- 34 - Shut It BadAss™ Uphill Strap Hinges
- 35 - Shut It BadAss™ New Lines Coming Soon
- 36 - Shut It BadAss™ New Lines Coming Soon
- 37 - SureClose Hydraulic Hinges/Closers
- 38 - SureClose Hydraulic Hinges Product Guide
- 39 - SureClose Hydraulic Hinges Readyfit
- 40 - SureClose Hydraulic Hinges Readyfit
- 41 - SureClose Hydraulic Hinges Flush Mount
- 42 - SureClose Hydraulic Hinges Flush Mount
- 43 - SureClose Hydraulic Hinges Centre Mount
- 44 - SureClose Hydraulic Hinges Centre Mount
- 45 - SureClose Mounting Brackets
- 46 - Gate Stop
- 47 - SureClose Easy Closer

GATE HARDWARE FROM FAC

- 49 - Sliding Gate Wheels
- 50 - Sliding Gate Wheels and Track
- 51 - Sliding Gate Rollers & Brackets
- 52 - Sliding Gate Accessories
- 53 - Cantilever Gates
- 54 - Cantilever Gate Dimensions
- 55 - Components for Cantilever Gates - Mini Series
- 56 - Components for Cantilever Gates - Light Series
- 57 - Components for Cantilever Gates - Medium
- 58 - Components for Cantilever Gates - Heavy
- 59 - Components for Cantilever Gates - Extra Heavy Series
- 60 - Guardian Series Back-Rail Cantilever System
- 61 - Telescopic Cantilever Kit
- 62 - Telescopic Sliding Gate Kits
- 63 - Telescopic Sliding Gate Kits Multi-Leaf
- 64 - Radius Sliding Gate Solution
- 65 - Radius Kit Technical Drawings
- 66 - Bi-Folding Gate Kit
- 67 - Swing Gate Accessories & Hinges
- 68 - Swing Gate Hinges
- 69 - Swing Gate Hinges with Bearings
- 70 - Rising Hinges
- 71 - Hinge Parts - Build Your Own Hinge
- 72 - Hinge Parts - Build Your Own Hinge (cont)

Table of Contents (cont)

GATE LOCKS, CLOSERS AND ACCESSORIES FROM LOCINOX

- 74 - New Products
- 75 - Vera & Vera Keeps, Handles
- 76 - Locks For Swing Gates - Industrial Lock
- 77 - Locks For Swing Gates - Garden Gate Lock
- 78 - Locks For Swing Gates - Ornamental Lock
- 79 - Locks For Swing Gates - Mechanical & Battery Code Locks
- 80 - Locks For Swing Gates - Anti-Panic Gate Lock 3-6 Insert
- 81 - Locks For Swing Gates - Forty Lock
- 82 - Insert Locks For Swing Gates - Fifty Lock
- 83 - Insert Locks For Swing Gates - Sixty Lock
- 84 - Insert Locks For Swing Gates - In-Frame Hybrid Gate Lock
- 85 - Sliding Gate Locks
- 86 - Sliding gate Locks - Mechanical Code Lock
- 87 - Sliding Gate Locks - Handleless Insert Lock With Hook
- 88 - Keeps for Swing Gates
- 89 - Keeps for Swing Gates cont
- 90 - Keeps for Insert Locks
- 91 - Keeps for Insert Locks cont
- 92 - Keeps for Sliding Gates
- 93 - Exit Handles
- 94 - Alternative Handle Pairs & Accessories
- 95 - Catch, Safety Cables and Shroud
- 96 - Electradrop Motorised Drop Bolt
- 97 - Drop Bolts and Ground Stops
- 98 - Hydraulic Gate Closers- Tiger
- 99 - Hydraulic Gate Closers- Caracal
- 100 - Hydraulic Gate Closers- Mammoth & Mammoth HD
- 101 - Hydraulic Gate Closers- Samson2
- 102 - Hydraulic Gate Closers- Verticlose2
- 103 - Hydraulic Gate Closers- Lion
- 104 - Hydraulic Gate Closers- Interio
- 105 - Hydraulic Gate Closers- Rhino
- 106 - Hydraulic Gate Closers- Panther
- 107 - Gate Stop and Security Strips
- 108 - Hinges From Locinox
- 109 - Electronic Access - Slimstone Keypad
- 110 - Electronic Access - Modulec Electric Strike
- 111 - Electronic Access - Maglocks

MECHANICAL DIGITAL GATE LOCKS

- 113 - Borg Digital Gate Locks
- 114 - Borg Digital Gate Locks and Accessories
- 115 - Other Mechanical Code Locks and Accessories

FENCE AND BALUSTRADE ACCESSORIES

- 117 - Aluminum Spears
- 118 - Post Caps/Tops & Button Caps
- 119 - Fence Brackets & Accessories
- 120 - Miscellaneous Hinges
- 121 - Latches and Bolts
- 122 - Latches, Bolts and Springs
- 123 - Foot Latches, Handrail Brackets, Auto Door Closer

GATE AUTOMATION

- 125 - DEA Automation for Sliding Gates
- 126 - DEA Automation for Sliding Gates
- 127 - DEA Automation for Sliding Gates
- 128 - DEA Automation for Swing Gates
- 129 - Automation Accessories
- 130 - Automation Accessories (cont)
- 131 - Automation Accessories (cont)

OPTIMUM SLIDING DOOR HARDWARE

- 133 - Overview
- 134 - Track & Rollers
- 135 - Mounts & Bracket
- 136 - Mounts
- 137 - Spacing Information, Door Guide and Top Door Stop

Our Story

For over 20 years, BTI Hardware has been New Zealand's only dedicated fencing and gate hardware specialist. Our business has been built on a foundation of technical expertise, exceptional service, and an unwavering commitment to quality.

We proudly supply professional fencing and gate contractors nationwide with high-performance, fit-for-purpose hardware that stands up to New Zealand's unique conditions. From everyday essentials to hard-to-source specialist components, BTI Hardware is known for delivering reliable solutions backed by real industry knowledge.

Our customers trust us not only for the quality of our products, but for the consistency of our service — fast, responsive, and always focused on making their job easier.

Geographical Areas we Support

For over 20 years, we've been proudly supplying high-quality fencing and gate hardware to customers right across New Zealand — from Invercargill and Bluff in the deep south, all the way to Kaitiaki and Cape Reinga in the far north.

No matter where you're based, you can count on fast, reliable nationwide delivery and the same exceptional BTI service every time.



The Team Behind the Brand

Will McGaveston – Managing Director
Gratton McCallum – General Manager
Graham Hansen – Dispatch and Technical Support
Asher Lambly – Customer Service
Rose Wilson – Customer Service
Abby Treanor – Accounts & Administration

Why Choose BTI

- 20+ years of fencing and gate hardware expertise
- 100% NZ owned and operated
- Products tested and proven for NZ conditions
- Nationwide delivery, same-day dispatch
- Real people who know the trade

Our Promise



Same day
dispatch on all
orders placed
before 4pm



Answer all
phone calls
within 3 rings



Get back to all
enquiries within
2 hours



Hassle free
returns across
New Zealand



Get back to our
clients before
they follow us up

Contact Us

09 272 9061
sales@btihardware.co.nz

43 Noel Burnside Road,
Wiri, Auckland, 2104

btihardware.co.nz

BTI Hardware Limited – Terms & Conditions of Trade

1.1	Definitions	7.4	The Customer acknowledges and accepts that:	(e)	a mortgagee takes possession of any property of the Customer;
1.2	"Contract" means the terms and conditions contained herein, together with any quotation, order, invoice or other document or amendments expressed to be supplemental to this Contract.		(a) any time specified by BTI for Delivery of the Goods is an estimate only and BTI will not be liable for any loss or damage incurred by the Customer as a result of Delivery being late;	(f)	any execution or similar process is made against the property of the Customer;
1.3	"BTI" means BTI Hardware Ltd, its successors and assigns or any person acting on behalf of and with the authority of BTI Hardware Limited.		(b) BTI is entitled to Deliver the Goods between 8am and 5pm on any weekday (Monday to Friday (exclusive of Public Holidays)), unless otherwise agreed between BTI and the Customer; and	(g)	after a resolution is passed or a meeting is convened for the purpose of considering a resolution for the Customer to be wound up, unless the winding up is for the purpose of reconstruction or amalgamation;
1.4	"Customer" means the person/s, entities or any person acting on behalf of and with the authority of the Customer requesting BTI to provide the Services as specified in any proposal, quotation, order, invoice or other documentation; and		(c) although both parties agree that they shall make every endeavour to enable the Goods to be delivered at the time and place as agreed between the parties, in the event that BTI is unable to supply the Goods as agreed solely due to any action or inaction of the Customer (including failure of the Customer to be present at the Delivery address), then BTI shall be entitled to charge a reasonable fee for redelivery and/or storage.	(h)	a compromise or arrangement is made between the Customer and its creditors;
1.5	(a) if there is more than one Customer, is a reference to each Customer jointly and severally; and			(i)	a resolution is passed, or a meeting is convened for the purpose of considering a resolution for the Customer to be placed under official management;
1.6	(b) if the Customer is a partnership, it shall bind each partner jointly and severally; and	8.	Risk	(j)	The Customer admits in writing its liability to pay its debts;
1.7	(c) if the Customer is a part of a Trust, shall be bound in their capacity as a trustee; and	8.1	Risk of damage to or loss of the Goods passes to the Customer on Delivery and the Customer must insure the Goods on or before Delivery.		On the occurrence of a Default Event:
1.8	(d) includes the Customer's executors, administrators, successors and permitted assigns.	8.2	If any of the Goods are damaged or destroyed following Delivery but prior to ownership passing to the Customer, BTI is entitled to receive all insurance proceeds payable to the Goods. The production of these terms and conditions by BTI is sufficient evidence of BTI's rights to receive the insurance proceeds without the need for any person dealing with BTI to make further enquiries.	(a)	BTI may:
1.9	"Confidential Information" means information of a confidential nature whether oral, written or in electronic form including, but not limited to, this Contract, operational information, know-how, trade secrets, financial and commercial affairs, contracts, client information (including but not limited to, "Personal Information" such as: name, address, D.O.B, occupation, driver's license details, electronic contact (email, Facebook or Twitter details), and other contact information (where applicable), previous credit applications, credit history) and pricing details.	8.3	If the Customer requests BTI to leave Goods outside BTI's premises for collection or to deliver the Goods to an unattended location then such Goods shall be left at the Customer's sole risk.	(i)	take possession of the Goods with, or without notice to the Customer, in accordance with clause 10.3(e);
1.10	"Cookies" means small files which are stored on a user's computer. They are designed to hold a modest amount of data (including personal information) specific to a particular client and website, and can be accessed either by the web server or the client's computer.	8.4	The Customer acknowledges that all descriptive specifications, illustrations, drawings, data stated in BTI's or the manufacturer's fact sheets, price lists or advertising material, are approximate only and are given by way of identification only. The Customer shall not be entitled to rely on such information, and any use of such does not constitute a sale by description, and does not form part of the Contract, unless expressly stated as such in writing by BTI.	(ii)	charge interest on overdue invoices, which shall accrue daily from the date when payment becomes due, until the date of payment, at a rate of two and one half percent (2.5%) per calendar month (and at BTI's sole discretion such interest shall compound monthly at such a rate after as well as before any judgment;
1.11	"Price" means the Price payable (plus any Goods and Services Tax ("GST") where applicable) for the Goods as agreed between BTI and the Customer in accordance with clause 6 below.	8.5	In the event the Customer gives information relating to measurements and quantities of the Goods required, it is the Customer's responsibility to verify the accuracy of the measurements and quantities, before the Customer or BTI places an order based on these measurements and quantities. BTI accepts no responsibility for any loss, damages, or costs however resulting from the Customer's failure to comply with this clause.	(b)	if the Customer owes BTI any money, the Customer shall indemnify BTI from and against all costs and disbursements incurred by BTI in recovering the debt (including but not limited to internal administration fees, legal costs on a solicitor and own client basis, BTI's contract default fee, and bank disbursement fees);
2. Acceptance		9.	Compliance with Laws	(c)	further to any other rights or remedies BTI may have under this Contract, if the Customer has made payment to BTI and the transaction is subsequently reversed, the Customer shall be liable for the amount of the reversed transaction, in addition to any further costs incurred by BTI under this clause 14 where it can be proven that such reversal is found to be illegal, fraudulent or in contravention to the Customer's obligations under this Contract;
2.1	The Customer is taken to have exclusively accepted and is immediately bound, jointly and severally, by these terms and conditions if the Customer places an order for or accepts Delivery of the Goods.	9.1	The Customer and BTI shall comply with the provisions of all statutes, regulations and by-laws of government, local and other public authorities that may be applicable to the Goods.	(d)	without prejudice to BTI's other remedies at law, BTI shall be entitled to cancel, suspend or terminate the supply of Goods and/or Services or any part of any order of the Customer which remains unperformed in addition to and without prejudice to any other remedies BTI may have and all amounts owing to BTI shall, whether or not due for payment, become immediately payable. BTI will not be liable to the Customer for any loss or damage the Customer suffers because BTI has exercised its rights under this clause.
2.2	In the event of any inconsistency between the terms and conditions of this Contract and any other prior document or schedule that the parties have entered into, the terms of this Contract shall prevail.	9.2	The Customer agrees that BTI shall not be liable for any damage or loss including personal injury, death, sickness, inconvenience, or expense (including loss of income) as a result of BTI providing the Goods.	15. Cancellation	
2.3	Any amendment to the terms and conditions contained in this Contract may only be amended in writing by the consent of both parties.	10.	Title	15.1	Without prejudice to any other remedies BTI may have, if at any time the Customer is in breach of any obligation (including those relating to payment) under these terms and conditions BTI may suspend or terminate the supply of Goods to the Customer. BTI will not be liable to the Customer for any loss or damage the Customer suffers because BTI has exercised its rights under this clause.
2.4	The Customer acknowledges and accepts that:	10.1	BTI and the Customer agree that ownership of the Goods shall not pass until:	15.2	BTI may cancel any contract to which these terms and conditions apply or cancel Delivery of Goods at any time before the Goods are delivered by giving written notice to the Customer. On giving such notice BTI shall report to the Customer any money paid by the Customer for the Goods. BTI shall not be liable for any loss or damage whatsoever arising from such cancellation.
	(a) the supply of Goods on credit shall not take effect until the Customer has completed a credit application with BTI and it has been approved with a credit limit established for the account;	10.2	(a) the Customer has paid BTI all amounts owing to BTI; and	15.3	In the event that the Customer cancels Delivery of Goods the Customer shall be liable for any and all loss incurred (whether direct or indirect) by BTI as a direct result of the cancellation (including, but not limited to, any loss of profits);
	(b) in the event that the supply of Goods requested exceeds the Customer's credit limit and/or the account exceeds the payment terms, BTI reserves the right to refuse Delivery;	10.3	(b) the Customer has met all of its other obligations to BTI.	15.4	Cancellation of orders for Goods made to the Customer's specifications, or for non-stocklist items, will definitely not be accepted once production has commenced, or an order has been placed.
	(c) the supply of Goods for accepted orders may be subject to availability and if, for any reason, Goods are not or cease to be available, BTI reserves the right to vary the Price with alternative Goods as per clause 6.2, subject to prior confirmation and agreement of both parties; and	10.4	Receipt by BTI of any form of payment other than cash shall not be deemed to be payment until that form of payment has been honoured, cleared or recognised.	16. Privacy Policy	
	(d) any advice, recommendation, information, assistance or service provided by BTI in relation to Goods or Services supplied is given in good faith to the Customer, or the Customer's agent, and is based on BTI's own knowledge and experience and shall be accepted without liability on the part of BTI.	10.5	It is further agreed that until ownership of the Goods passes to the Customer in accordance with clause 10.1:	16.1	All emails, documents, images or other recorded information held or used by BTI is Personal Information as defined and referred to in clause 16.3 and therefore considered confidential. BTI acknowledges its obligation in relation to the handling, use, disclosure and processing of Personal Information pursuant to the Privacy Act 2020 ("the Act") including Part II of the OECD Guidelines and as set out in Schedule 8 of the Act and any statutory requirements where relevant in a European Economic Area "EEA" under the EU Data Privacy Laws (including the General Data Protection Regulation "GDPR") (collectively, "EU Data Privacy Laws"). BTI acknowledges that in the event it becomes aware of any data breaches and/or disclosure of the Customer's Personal Information, held by BTI that may result in serious harm to the Customer, BTI will notify the Customer in accordance with the Act and the GDPR. Any release of such Personal Information must be in accordance with the Act and the GDPR (where relevant) and must be approved by the Customer by written consent, unless subject to an operation of law.
2.5	Electronic signatures shall be deemed to be accepted by either party providing that the parties have complied with Section 226 of the Contract and Commercial Law Act 2017 or any other applicable provisions of that Act or any Regulations referred to in that Act.	11.	(a) the Customer is only a bailee of the Goods and must return the Goods to BTI on request;	16.2	Notwithstanding clause 16.1, privacy limitations will extend to BTI in respect of Cookies where the Customer utilises BTI's website to make enquiries. BTI agrees to display reference to such Cookies and/or similar tracking technologies, such as pixels and web beacons (if applicable), such technology allows the collection of Personal Information such as the Customer's:
3. Authorised Representatives		11.1	(b) the Customer holds the benefit of the Customer's insurance of the Goods on trust for BTI and must pay to BTI the proceeds of any insurance in the event of the Goods being lost, damaged or destroyed;	(a)	IP address, browser, email client type and other similar details;
3.1	Unless otherwise limited as per clause 3.2, the Customer agrees that should the Customer introduce any third party to BTI as the Customer's duly authorised representative, that once introduced that person shall have the full authority of the Customer to order any Goods, and/or to request any variation thereto, on the Customer's behalf (such authority to continue until all requested Goods are returned to BTI, or the Customer otherwise notifies BTI in writing that said person is no longer the Customer's duly authorised representative).	11.2	(c) the Customer must not sell, dispose, or otherwise part with possession of the Goods other than in the ordinary course of business and for market value. If the Customer sells, disposes or parts with possession of the Goods then the Customer must hold the proceeds of any such act on trust for BTI and must pay or deliver the proceeds to BTI on demand;	(b)	tracking website usage and traffic; and
3.2	In the event that the Customer's duly authorised representative as per clause 3.1 is to have only limited authority to act on the Customer's behalf, then the Customer must specifically and clearly advise BTI in writing of the parameters of the limited authority granted to their representative.	11.3	(d) the Customer should not convert or process the Goods or intermix them with other goods but if the Customer does so then the Customer holds the resulting product on trust for the benefit of BTI and must sell, dispose of or return the resulting product to BTI as directed;	(c)	reports are available to BTI when BTI sends an email to the Customer, so BTI may collect and review that information ("collectively Personal Information")
3.3	The Customer specifically acknowledges and accepts that they will be solely liable to BTI for all additional costs incurred by BTI (including BTI's profit margin) in providing any Goods, or variations thereto, requested by the Customer's duly authorised representative (subject always to the limitations imposed under clause 3.2 (if any)).	11.4	(e) the Customer irrevocably authorises BTI to enter any premises where BTI believes the Goods are kept and recover possession of the Goods;	(d)	If the Customer consents to BTI's use of Cookies on BTI's website and later wishes to withdraw any consent, the Customer may manage and control BTI's privacy cookies using the Customer's web browser, including removing Cookies by deleting them from the browser history when exiting the site.
4. Errors and Omissions		11.5	(f) BTI may recover possession of any Goods in transit whether or not Delivery has occurred;	16.3	The Customer authorises BTI or BTI's agent to:
4.1	The Customer acknowledges and accepts that BTI shall, without prejudice, accept no liability in respect of any alleged or actual error(s) and/or omission(s):	11.6	(g) the Customer shall not charge or grant an encumbrance over the Goods nor grant nor otherwise give away any interest in the Goods while they remain the property of BTI, as per clause 10.5;	(a)	access, collect, retain and use any information about the Customer;
	(a) resulting from an inadvertent mistake made by BTI in the formation and/or administration of this Contract; and/or	11.7	(h) BTI may commence proceedings to recover the Price of the Goods sold notwithstanding that ownership of the Goods has not passed to the Customer.	(i)	(including, name, address, D.O.B, occupation, driver's license details, electronic contact (email, Facebook or Twitter details), medical insurance details or next of kin and other contact information (where applicable), previous credit applications, credit history or any overdue fines balance information held by the Ministry of Justice) for the purpose of assessing the Customer's creditworthiness; or
	(b) contained in/omitted from any literature (hard copy and/or electronic) supplied by BTI in respect of the Goods.	11.8	(i) BTI may commence proceedings to recover the Price of the Goods sold notwithstanding that ownership of the Goods has not passed to the Customer.	(ii)	for the purpose of marketing products and services to the Customer.
4.2	In the event such an error and/or omission occurs in accordance with clause 4.1, and is not attributable to the negligence and/or willful misconduct of BTI, the Customer shall not be entitled to treat this Contract as repudiated nor render it invalid.	11.9	(j) BTI may commence proceedings to recover the Price of the Goods sold notwithstanding that ownership of the Goods has not passed to the Customer.		disclose information about the Customer, whether collected by BTI from the Customer directly or obtained by BTI from any other source, to any other credit provider or any credit reporting agency for the purposes of providing or obtaining a credit reference, all in accordance with the Act and the GDPR.
5. Change of Control		12.	The Customer undertakes to:	16.4	Where the Customer is an individual the authorities under clause 16.3 are authorities or consents for the purposes of the Privacy Act 2020.
5.1	The Customer shall give BTI not less than fourteen (14) days prior written notice of any proposed change of ownership of the Customer and/or any other change in the Customer's details (including but not limited to, changes in the Customer's name, address and contact phone or fax number/s, change of trustees or business practice). The Customer shall be liable for any loss incurred by BTI as a result of the Customer's failure to comply with this clause.	12.1	(a) sign any further documents and/or provide any further information (such information to be complete in respect of all respects) which BTI may reasonably require to register a financing statement or financing change statement on the Personal Property Securities Register;	16.5	The Customer shall have the right to request (by e-mail) from BTI, a copy of the Personal Information about the Customer retained by BTI and the right to request that BTI correct any incorrect Personal Information.
6. Price and Payment		12.2	(b) indemnify, and upon demand reimburse, BTI for all expenses incurred in registering a financing statement or financing change statement on the Personal Property Securities Register or releasing any Goods charged thereby;	16.6	BTI will destroy Personal Information on the Customer's request (by e-mail) or if it is no longer required unless it is required in order to fulfil the obligations of this Contract or is required to be maintained and/or stored in accordance with the law.
6.1	At BTI's sole discretion the Price shall be either:	12.3	(c) not register, or permit to be registered, a financing statement or a financing change statement in relation to the Goods and/or collateral (account) in favour of a third party without the prior written consent of BTI; and	16.7	The Customer can make a privacy complaint by contacting BTI via e-mail. BTI will respond to that complaint within seven (7) days of receipt and will take all reasonable steps to make a decision as to the complaint within twenty (20) days of receipt of the complaint. In the event that the Customer is not satisfied with the resolution provided, the Customer can make a complaint to the Information Commissioner at http://www.privacy.org.nz/comply/comptop.html .
6.2	(a) as indicated on any invoice provided by BTI to the Customer;	12.4	(d) immediately advise BTI of any material change in its business practices of selling the Goods which would result in a change in the nature of proceeds derived from such sales.	17. Service of Notices	
6.3	(b) the Price as at the date of Delivery of the Goods according to BTI's current price list; or	12.5	BTI and the Customer agree that nothing in sections 114(1)(a), 133 and 134 of the PPSA shall apply to these terms and conditions.	17.1	Any written notice given under this Contract shall be deemed to have been given and received:
6.4	(c) BTI's quoted price (subject to clause 6.2) which will be valid for the period stated in the quotation or otherwise for a period of thirty (30) days.	12.6	The Customer waives its rights as a debtor under sections 116, 120(2), 121, 125, 126, 127, 129, and 131 of the PPSA.	(a)	by handing the notice to the other party, in person;
6.5	BTI reserves the right to change the Price.	12.7	Unless otherwise agreed to in writing by BTI, the Customer waives its right to receive a verification statement in accordance with section 148 of the PPSA.	(b)	by leaving it at the address of the other party as stated in this Contract;
6.6	(a) if a variation to the Goods which are to be supplied is requested;	12.8	The Customer shall unconditionally ratify any actions taken by BTI under clauses 11.1 to 11.5.	(c)	by sending it by registered post to the address of the other party as stated in this Contract;
	(b) if a variation to the Services originally scheduled (including any applicable plans or specifications) is requested;	12.9	Subject to any express provisions to the contrary (including those contained in this clause 11.1), nothing in these terms and conditions is intended to have the effect of contracting out of any of the provisions of the PPSA.	(d)	if sent by email to the other party's last known email address.
	(c) if during the course of the Services, the Goods cease to be available from BTI's third party suppliers, then BTI reserves the right to provide alternative Goods, subject to prior confirmation and agreement of both parties; or	12.10	Defective Goods, Returns and Warranty	17.2	Any notice that is posted shall be deemed to have been served, unless the contrary is shown, at the time when by the ordinary course of post, the notice would have been delivered.
	(d) in the event of an increase to BTI in the cost of labour or materials (including but not limited to overseas transactions that may increase as a consequence of variations in foreign currency rates of exchange and/or international freight and insurance charges) which are beyond BTI's control.	12.11	The Customer shall inspect the Goods on Delivery and shall within five (5) days of Delivery (time being of the essence) notify BTI of any alleged defect, shortage in quantity, damage or failure to comply with the description or quote. The Customer shall afford BTI an opportunity to inspect the Goods within a reasonable time following Delivery if the Customer believes the Goods are defective in any way. If the Customer shall fail to comply with these provisions the Goods shall be presumed to be free from any defect or damage. For defective Goods, which BTI has agreed in writing that the Customer is entitled to reject, BTI's liability is limited to either (at BTI's discretion) replacing the Goods or repairing the Goods.	18. General	
6.7	BTI reserves the right to change the Price where a bulk discount (quantity pricing) has been offered by BTI, if the Customer subsequently reduces the quantity of Goods then any discounts or special prices will be revoked and the full Price for the Goods will apply.	12.12	BTI and the Customer agree that nothing in sections 114(1)(a), 133 and 134 of the PPSA shall apply to these terms and conditions.	18.1	The failure by either party to enforce any provision of these terms and conditions shall not be treated as a waiver of that provision, nor shall it affect that party's right to subsequently enforce that provision. If any provision of these terms and conditions shall be invalid, illegal or unenforceable the validity, existence, legality and enforceability of the remaining provisions shall not be affected, prejudiced or impaired.
6.8	At BTI's sole discretion a non-refundable deposit may be required.	12.13	The Customer waives its rights as a debtor under sections 116, 120(2), 121, 125, 126, 127, 129, and 131 of the PPSA.	18.2	These terms and conditions and any contract to which they apply shall be governed by the laws of New Zealand and are subject to the jurisdiction of the courts of Manukau, New Zealand.
6.9	Time for payment for the Goods being of the essence, the Price will be payable by the Customer on the date/s determined by BTI, which may be:	12.14	Unless otherwise agreed to in writing by BTI, the Customer waives its right to receive a verification statement in accordance with section 148 of the PPSA.	18.3	Except to the extent permitted by law "CGA", BTI shall be under no liability whatsoever to the Customer for any indirect and/or consequential loss and/or expense (including loss of profit) suffered by the Customer arising out of a breach by BTI of these terms and conditions (alternatively BTI's liability shall be limited to damages which under no circumstances shall exceed the Price of the Goods).
6.10	(a) before Delivery of the Goods for cash account holders;	12.15	The Customer shall unconditionally ratify any actions taken by BTI under clauses 11.1 to 11.5.	18.4	BTI may licence and/or assign all or any part of its rights and/or obligations under this Contract without the Customer's consent.
	(b) for credit account Customers, due 20th of month following invoice;	12.16	Subject to any express provisions to the contrary (including those contained in this clause 11.1), nothing in these terms and conditions is intended to have the effect of contracting out of any of the provisions of the PPSA.	18.5	The Customer cannot licence or assign without the written approval of BTI.
	(c) the date specified on any invoice or other form as being the date for payment; or	12.17	Defective Goods, Returns and Warranty	18.6	BTI may elect to subcontract out any part of the Services but shall not be relieved from any liability or obligation under this Contract by so doing. Furthermore, the Customer agrees and understands that they have no authority to give any instruction to any of BTI's subcontractors under the authority of BTI.
	(d) failing any notice to the contrary, the date which is twenty (20) days following the date of any invoice given to the Customer by BTI.	12.18	The Customer shall inspect the Goods on Delivery and shall within five (5) days of Delivery (time being of the essence) notify BTI of any alleged defect, shortage in quantity, damage or failure to comply with the description or quote. The Customer shall afford BTI an opportunity to inspect the Goods within a reasonable time following Delivery if the Customer believes the Goods are defective in any way. If the Customer shall fail to comply with these provisions the Goods shall be presumed to be free from any defect or damage. For defective Goods, which BTI has agreed in writing that the Customer is entitled to reject, BTI's liability is limited to either (at BTI's discretion) replacing the Goods or repairing the Goods.	18.7	The Customer agrees that BTI may amend their general terms and conditions for subsequent future contracts with the Customer by disclosing such to the Customer in writing. These changes shall be deemed to take effect from the date on which the Customer accepts such changes, or otherwise at such time as the Customer makes a further request for BTI to provide Goods to the Customer.
7. Delivery of Goods		12.19	BTI and the Customer agree that nothing in sections 114(1)(a), 133 and 134 of the PPSA shall apply to these terms and conditions.	18.8	Neither party shall be liable for any default due to any act of God, war, terrorism, strike, lock-out, industrial action, fire, flood, storm, natural or global pandemics and/or the implementation of regulation, directions, rules or measures being enforced by Governments or embargo, including but not limited to, any Government imposed border lockdowns (including, worldwide destination ports), etc. ("Force Majeure") or other event beyond the reasonable control of either party.
7.1	Delivery ("Delivery") of the Goods is taken to occur at the time that:	13.	Consumer Guarantees Act 1993	18.9	Both parties warrant that they have the power to enter into this Contract and have obtained any necessary authorisations to allow them to do so, they are not insolvent and that this Contract creates binding and valid legal obligations on them.
	(a) the Customer or the Customer's nominated carrier takes possession of the Goods at BTI's address; or	13.1	If the Customer is acquiring Goods for the purposes of a trade or business, the Customer acknowledges that the provisions of the Consumer Guarantees Act 1993 ("CGA") do not apply to the supply of Goods by BTI to the Customer.		
	(b) BTI (or BTI's nominated carrier) delivers the Goods to the Customer's nominated address even if the Customer is not present at the address.	14.	Default and Consequences of Default		
7.2	At BTI's sole discretion the cost of Delivery is in addition to the Price.	14.1	An event of default ("Default Event") occurs if:		
7.3	BTI may deliver the Goods in separate instalments. Each separate instalment shall be invoiced and paid in accordance with the provisions in these terms and conditions.		(a) any money payable under this Contract is not paid before or on the due date for payment;		

Please note that a larger print version of these terms and conditions is available from BTI on request.

#32311 © Copyright – EC Credit Control 1999 - 2020


Right. First time.

Specialist gate hardware



LOXO® is specialist, exterior-rated gate hardware for New Zealand trade.

Shaped by real installer feedback, it installs easily and delivers reliable outdoor performance. The range includes swing and sliding hardware for pedestrian and driveway gates across residential and commercial projects, from standard applications to specialist requirements. With local stock, expert support, fast local resolution, and a Lifetime Replacement Warranty across the LOXO® range (exclusions apply), LOXO® is built to perform and backed to last.



Hinges



Heavy-Duty Self-Closing Gate Hinges

- ✔ Adjustable tension
- ✔ Weather resistant & UV stable
- ✔ Two alignment legs for extra strength

These heavy-duty self-closing hinges are made from glass-filled nylon for strength and outdoor durability. Spring tension can be released when self-closing is not required. Suitable for aluminium, timber, and steel gates.

Specifications

- Maximum self-closing weight per pair: 60kg
- Maximum gate width: 1200mm
- Clearance: 19mm (fixed)
- Reversible for left or right-handed gate

Contents

- 2x Hinges (1x pair)
- Allen key
- Instructions
- Metal self-drilling screws

Product Code: LSH6020-BK



Self-Closing Gate Hinges

- ✔ Adjustable tension
- ✔ Weather resistant & UV stable
- ✔ Two alignment legs for extra strength

These self-closing hinges are made from glass-filled nylon for strength and outdoor durability. Spring tension can be released when self-closing is not required. Suitable for aluminium, timber, and steel gates.

Specifications

- Maximum self-closing weight per pair: 27kg
- Maximum gate width: 1200mm
- Clearance: 19mm (fixed)
- Reversible for left or right-handed gates
- Vertical adjustment

Contents

- 2x Hinges (1x pair)
- Allen key
- Instructions
- Metal self-drilling screws

Product Code: LSH2720-BK



Aluminium Self-Closing Gate Hinges

- ✔ Adjustable tension
- ✔ Corrosion resistant & UV stable
- ✔ Reversible for left or right-handed gates

These corrosion-resistant aluminium self-closing hinges are built for outdoor use, with adjustable closing tension to suit gate weight and closing speed. Suitable for aluminium, timber, steel, and vinyl gates.

Specifications

- Maximum self-closing weight per pair: 20kg
- Maximum gate width: 1200mm
- Clearance: 13mm (fixed)
- Two alignment legs for extra strength

Contents

- 2x Hinges (1x pair)
- Instructions
- Metal self-drilling plus head screws (black)

Product Code: LAH2020-BK

Latches



Single-Sided Gate Latch

- ✔ Weather resistant & UV stable
- ✔ Heavy-duty design
- ✔ Key lockable

This single-sided keyed latch is built for outdoor use, suits left or right-handed gates, and can be re-keyed to match an existing house key. Supplied with four keyed-alike keys. Suitable for aluminium, timber, steel, and vinyl gates.


Specifications

- Reversible for left or right-handed gates
- Key lockable 6-pin cylinder
- Clearance: 20mm (12-40mm) adjustability
- Single-sided

Contents

- 1x single-sided lockable gate latch
- Instructions
- Includes fixings
- 4x keyed-alike keys

Product Code: [LGL1000-BK](#)



Double-Sided Gate Latch

- ✔ Weather resistant & UV stable
- ✔ Heavy-duty design
- ✔ Easy installation

This double-sided keyed latch is built for outdoor use, suits left or right-handed gates, and can be re-keyed to match an existing house key. Supplied with four keyed-alike keys. Suitable for aluminium, timber, steel, and vinyl gates.

Specifications

- Reversible for right or left-handed gates
- Key lockable 6-pin cylinder
- Clearance: 20mm (12-40mm) adjustability
- Double-sided

Contents

- 1x double-sided lockable gate latch
- Instructions
- Includes fixings
- 4x keyed-alike keys

Product Code: [LGL2000-BK](#)



Top Pull Gate Latch

- ✔ Pool safety compliant
- ✔ Weather resistant & UV stable
- ✔ Horizontal & vertical adjustment

This magnetic top-pull safety latch is designed for pool gates and other child-safe applications. Vertical and horizontal adjustment helps maintain secure latching as gates move over time. Suitable for aluminium, timber, and steel gates.

Specifications

- Reversible for left or right-handed gates
- Magnetic self-latching
- Vertical & horizontal adjustment
- Lockable with keys included
- Clearance: 20mm (10-38mm) adjustability

Contents

- 1x 500mm lockable safety latch
- Instructions
- Includes fixings

Product Code: [LTL2000-BK](#)

Kit



Top Pull Gate Latch & Hinge Kit

- ✔ Pool safety compliant
- ✔ Includes child-safe latch & self-closing hinges
- ✔ Weather resistant & UV stable

This all-in-one kit includes a pair of self-closing hinges and a magnetic top-pull latch with vertical and horizontal adjustment for secure latching on pool gates and other child-safe applications. Supplied with stainless steel self-drilling screws. Suitable for aluminium, timber, and steel gates.

Specifications

- Adjustable
- Pool safety compliant
- 27kg rated self-closing hinges
- Max gate width: 1200mm
- Clearance: 20mm (10-38mm) adjustability
- Lockable with keys included

Contents

- 1x 500mm lockable safety latch
- 2x LSH2720-BK Self-closing Hinges (1x pair)
- Allen key
- Instructions
- Metal self-drilling screws

Product Code: LTK2720-BK



1 Million Cycle Confidence

LOXO® products are built to last – and we back them with our 1 Million Cycle Confidence. That's the equivalent of a lifetime of residential gate use, giving you total confidence in long-term performance. Every hinge and latch is engineered, tested, and guaranteed to deliver reliability from the first installation to the millionth opening. With LOXO®, you're in safe hands.



Heavy-Duty Self-Closing Gate Hinges



Child-Safe Gate Latch



Section 1

High performance gate hardware from



Reminder: Almost all D&D products are covered by D&D's limited Lifetime Warranty.



Choosing Your Latch or Lock



GATE LATCH/LOCK PRODUCT	LOCK TYPE/ REKEYABLE	IDEAL GATE GAP	GAP VARIANCE	VERTICAL ADJUSTMENT	LOCKS OR OPERATES FROM BOTH SIDES OF THE GATE
MagnaLatch® Top Pull and Top Pull ALERT Magnetic child safety gate latch. ALERT model with visual and audible alarms. Key Lockable.	6-Pin/Yes	19mm	13-38mm	38mm	Possible
MagnaLatch® Vertical Pull Magnetic front gate, side gate and pet safety gate latch. Key Lockable.	6-Pin/Yes	19mm	13-38mm	19mm	Possible
MagnaLatch® Side Pull General-purpose gate latch for gates around homes and gardens. Available with or without lock cylinder.	Wafer/No	10mm	7-17mm	10mm	No
LokkLatch® MAGNETIC Magnetic gate lock with unique push/pull operation. Locks and operates from both sides of gate.	6-Pin/Yes	19mm	10-32mm	13mm	Yes
LokkLatch® DELUXE S3 Ultimate Privacy & Security. Locks and operates from both sides of the gate. Lock cylinder can be rekeyed to match existing doors and accesses.	6-Pin/Yes	19mm	12-30mm	YES	Yes
LokkLatch® PLUS Privacy gate latch that locks and operates from both sides of the gate. Semi-security lock cylinder. Smaller footprint than premium LokkLatch DELUXE.	Wafer/No	19mm	10-27mm	13mm	Yes
LokkLatch® REGULAR Lockable gravity latch for general-purpose gates around homes and gardens. Wafer keyed.	Wafer/No	19mm	10-35mm	32-57mm	*Yes, with External Access Button (EAK)
LokkLatch® ROUND Lockable gate latch for round-posted gates and fences. Includes adaptors for various diameters.	Wafer/No	38mm	32-57mm	13mm	*Yes, with External Access Button (EAK)
LokkLatch® PRO.SL - DISCONTINUED BY D&D					
T-Latch® Toggle-style gravity gate latch with floating latch bolt. Automatically compensates for gate sag. Padlockable.	Use Padlock	19mm	10-44mm	13mm	No
D&D PullBolt™ - DISCONTINUED BY D&D					
MagnaLatch® Vizage™ Side Pull Stylish, stainless steel, magnetic gate latch. Ideal for glass gates but requires mounting brackets.	N/A	10mm	7-17mm	10mm	No

*Inside and outside locks operate independently of each other

Latch Applications And Features



LokkLatch® PLUS



LokkLatch® REGULAR



T-Latch™



MagnaLatch® Vizage™
Stainless Steel Side Pull

METAL	WOOD	VINYL	CHAINLINK	POOL SAFETY GATES	PEDESTRIAN GATES	PRIVACY GATES	DOUBLE DRIVE
●	●	●	●*	●**	●		
●	●	●	●*	●**	●		
●	●	●		●**	●		
●	●	●			●	●	●
●	●	●			●	●	●
●	●	●			●	●	●
●	●	●			●		●
●			●		●		
●	●	●			●	●	
●	●	●			●		●
●	●				●		
●	●			●	●		

* Using Round Post Adaptor Kit

** Check local pool barrier guidelines for correct installation

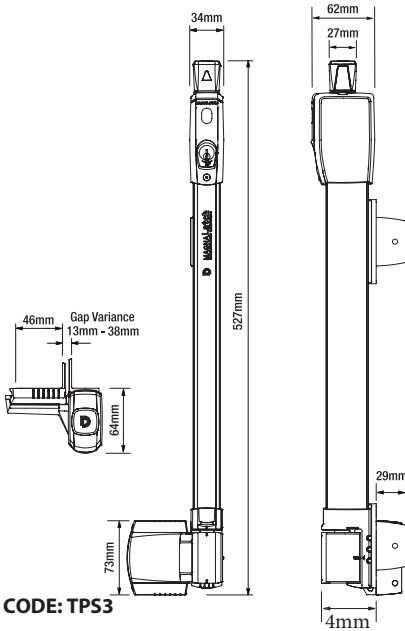
Magna•Latch Range



TOP-PULL SERIES 3

Child safety latch

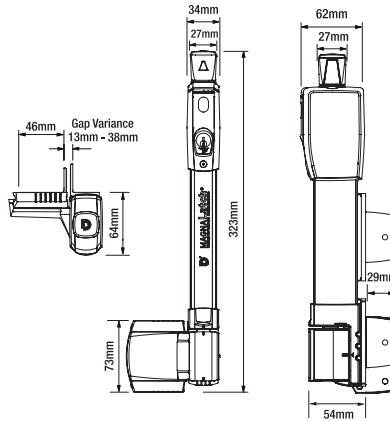
NOTE: MagnaLatch®S3 models are keyed alike Available in black or white



CODE: TPS3

VERTICAL PULL

Safety latch for taller gates



CODE: VPS3

ROUND POST ADAPTOR KIT

For Top-Pull and Vertical-Pull



Code: RPAK3

For gaps up to 50mm
Post diameter 48 - 50, 63 & 73mm
Gate frame diameter 35 & 41mm

ALERT

Audible/visible alarm for MagnaLatch



FEATURES

- Single 'beep' upon each gate opening
- Escalating audible alarm if gate is open 8sec
- Flashing visual alarm
- At-a-glance 'gate locked' indicator
- Key lockable for added security
- Latch proven over 25 years
- Tested to 2 million cycles

MAGNALATCH® GATE GAP SPACER

MagnaLatch® has a standard gate gap variance of 10- 55mm (3/8" to 1 7/16") For larger gaps of 38- 50mm (1 1/2" - 2") this optional spacer is available. Install the spacer behind the Striker Mounting Plate to ensure proper latch installation and operation



Code: ML3 SPACER

STANDARD KIT

Top Pull With TCA1 Hinges



Code: STND KIT3 (with or without legs)

KWIKFIT KIT

With KFS Hinges



Code: STND-KWIK-FIT (Components sent separately)

HEAVY DUTY KIT

With TCHD1AL Hinges



Code: STND-HD KIT (Components sent separately)

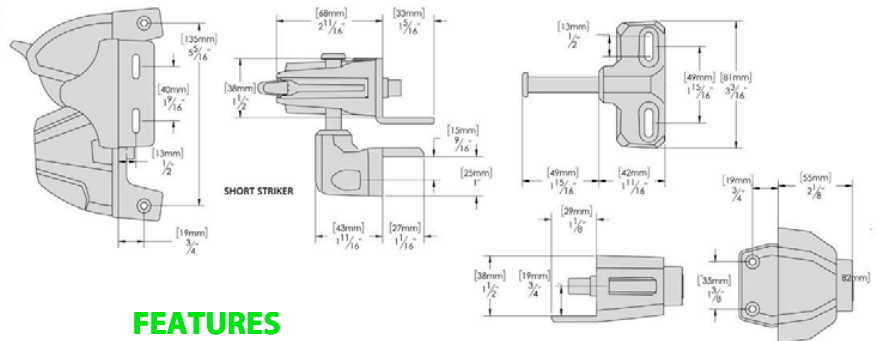


Code: TPS3AG2 Top-Pull

Lokk•Latch Range

LOKK LATCH DELUXE S3

Heavy duty security with style
CODE: LLDELUXE-S3 (BLACK)
LLDELUXE-WT(WHITE)



FEATURES

- Operates & locks from both sides of gate
- Ideal for residential and heavy-duty gates
- Dual 6-pin locks (can be rekeyed)
- Requires only one drilled hole through post
- Includes 125 & 150mm connector rods
- Vertically & horizontally adjustable
- Industrial-strength polymer construction
- 316 marine-grade stainless components
- Will not rust, bind or stain
- Fits fence posts 38–150mm deep
- Ideal Gap 19mm
- Gap variance 12-30mm

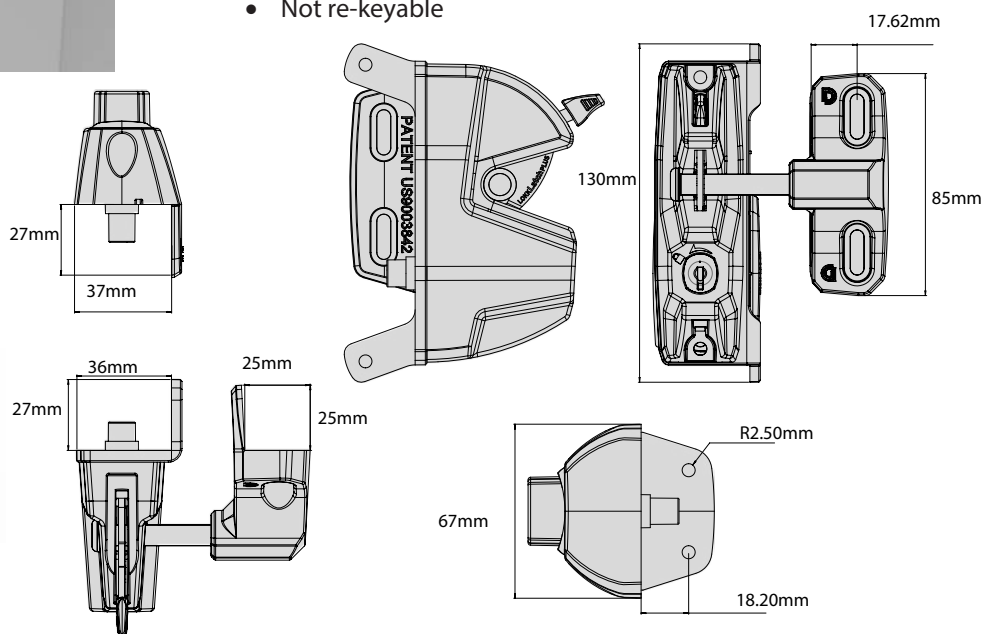
LOKK LATCH PLUS

PRIVACY GATE LATCH
CODE: LLPLUS



FEATURES

- Contemporary, stylish design
- Ideal for residential gates
- Operates & locks from both sides of gate
- Innovative alignment jig for easy installation
- Requires only one drilled hole through post
- Includes 125 & 150mm connector rods
- Vertically and horizontally adjustable
- Will not rust, bind or stain
- Industrial-strength polymer construction
- 316 marine-grade stainless components
- Fits fence posts 25–150mm deep
- Not re-keyable



Lokk•Latch Range (cont)

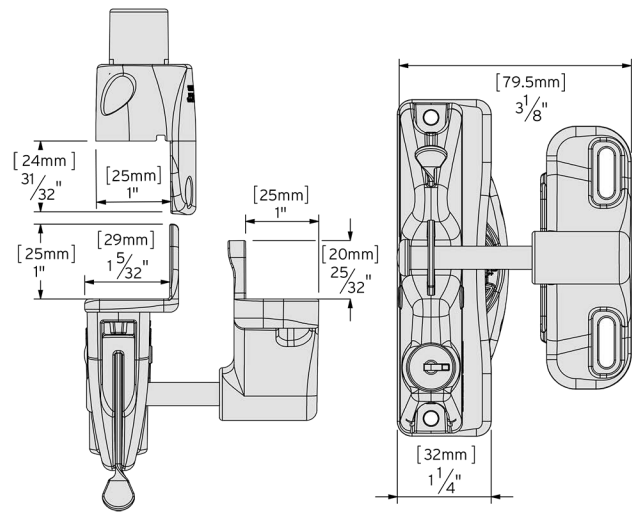
LOKK LATCH

Residential latch, square profile, single or double-sided

LLAA



LLB



External Access Kit LLB

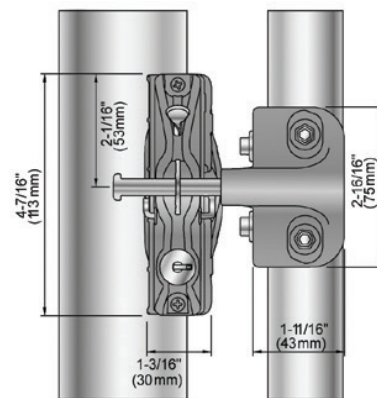
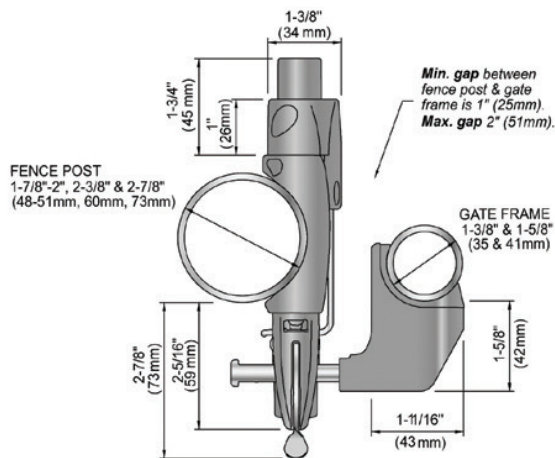
Latch Only LLAA

Residential latch, round profile, double-sided

Code	Description
LLAA	Lokk•Latch
LLB	External access kit
LLAAB	Lokk•Latch + LLB



LLABRND Lokk•Latch + LLB round post



LLABRND Round Post Latch + EAK (external access kit)

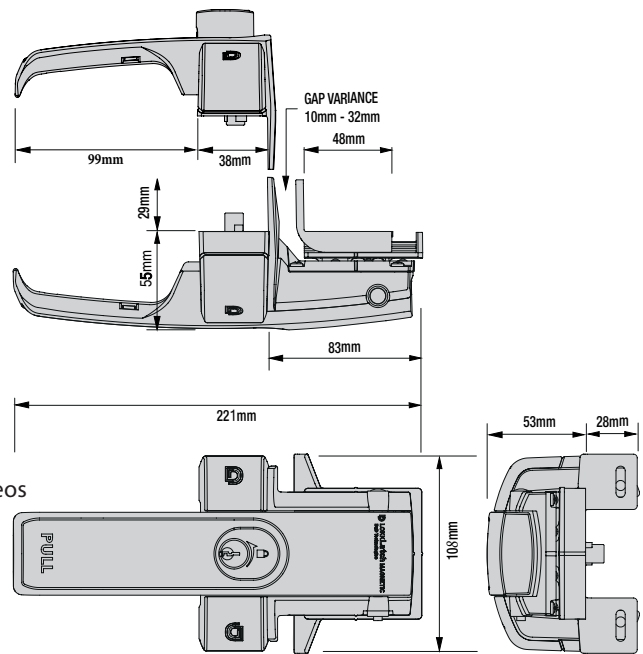
Other Gate Latches

LOKK LATCH MAGNETIC

Magnetic, double-sided gate lock with optional trim



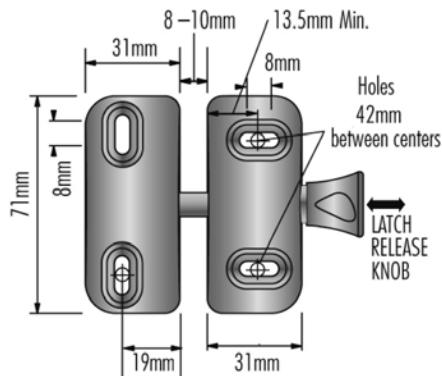
Code: LLMLDBT Black Trim



Check-out www.ddtech.com.au for more details including installation videos

SIDE PULL

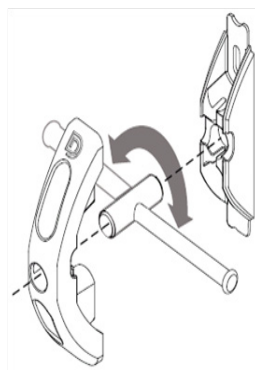
General purpose gate latch



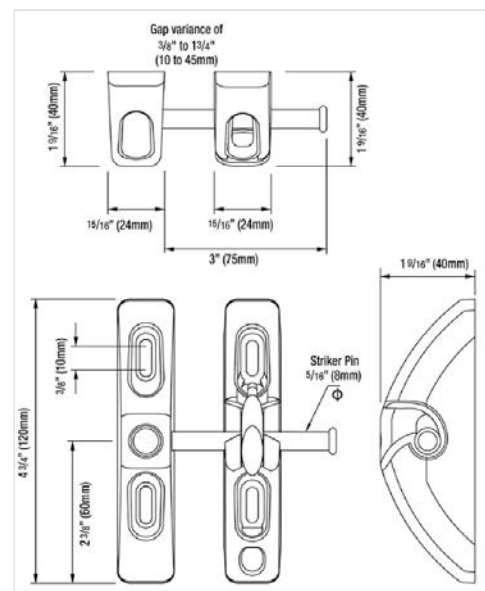
Code	Locking	Colour
SPS2	No	Black
SPS2L	Yes	Black

T-LATCH

Affordable residential latch, padlockable, adjustable, left or right mounted



Code: TL1



Architectural Series

VIZAGE LATCH

Quality 316-grade stainless steel Side-pull latch

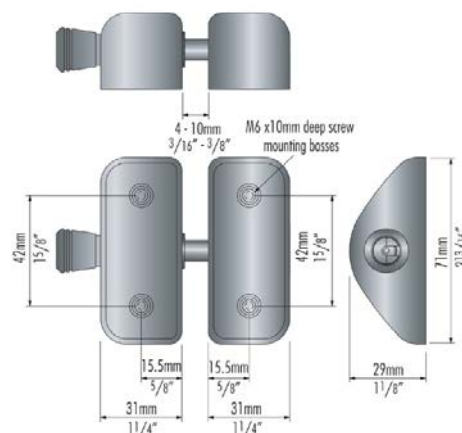
FEATURES

- 316 marine-grade stainless steel
- Corrosion resistant latch bolt
- No visible fasteners (blind fixing from rear)
- Polished or Brushed surface finishes
- For latch Mounting Brackets contact D&D Technologies
- Lifetime Warranty Reliable magnetic latching
- 316 marine-grade stainless steel
- Corrosion resistant latch bolt
- No visible fasteners (blind fixing from rear)
- Polished or Brushed surface finishes
- For latch Mounting Brackets contact D&D Technologies
- Lifetime Warranty



Code: SPS2VBS Brushed stainless-steel
SPS2VPS Polished stainless-steel

Not available as lockable option



Aluminum & Polymer General-Purpose Hinges



KF3AWT
White
Mounts to post, or wall if no post available



KF3S
Black
Self-closing Hinge



KF3P
Black
Plain Pivot Hinge



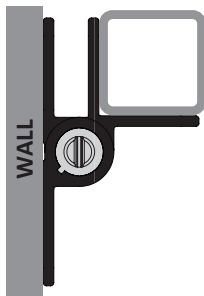
KF3A1BL
Black
25mm leaf width
Mounts to post, or wall if no post available

	PRODUCT CODE	GATE MATERIAL	IDEAL GATE GAP	MAXIMUM SELF-CLOSING WEIGHT PER PAIR	HINGE MATERIAL	COLOR OPTIONS
KWIKFIT ALUMINUM	KF3AWT Wall or post mount, self-closing	Metal, Wood, Brick	Fixed at 19mm	20kg	Aluminum	White
	KF3A1BL Wall or post mount, self-closing	Metal, Wood, Brick	Fixed at 21.5mm	20kg	Aluminum	Black
KWIKFIT POLYMER	KF3S Fixed tension, self-closing	Metal, Wood	Fixed at 19mm	20kg	Polymer	Black
	KF3P No spring, non-self-closing	Metal, Wood	Fixed at 19mm	25kg Plain Pivot No spring	Polymer	Black

Self-closing hinges: Maximum Opening 90°

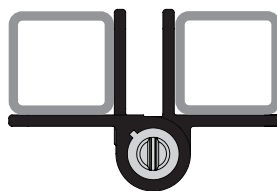
KF3AWT

Mounts to post, or wall if no post available



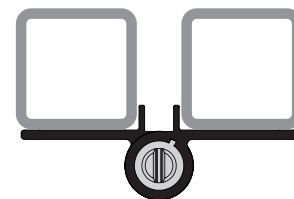
KF3A1BL / KF3ABL

Post-to-Gate



KF3BL

Post-to-Gate mount with alignment ridges



Black Screw Packs Available as Wafer Head Phillips or Hex Head Drive. Packs of 16 or 100

Self Closing Adjustable Aluminium Hinges

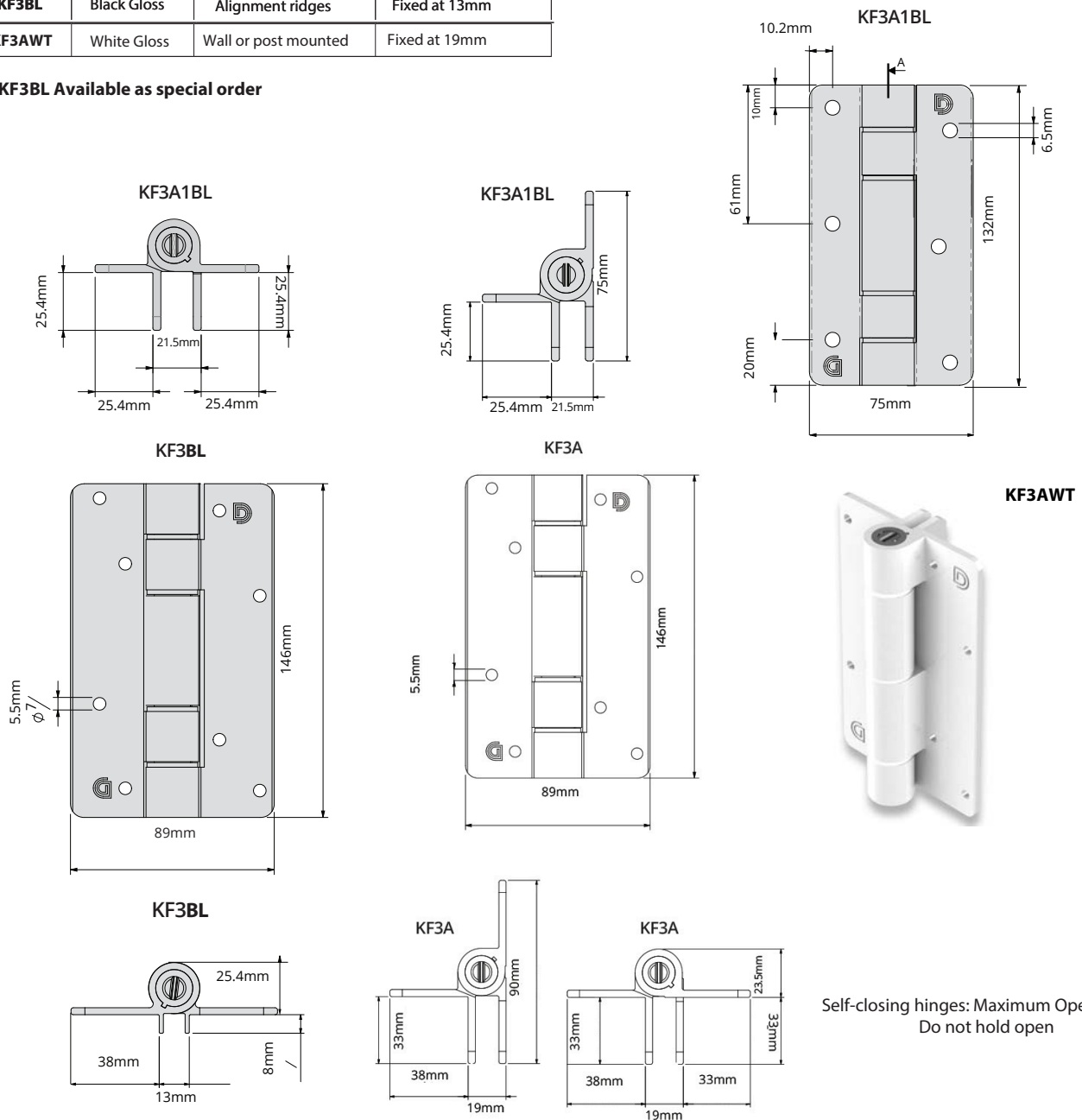


FEATURES

- Traditionally styled, self-closing hinges
- Aluminum construction with powder-coated finish
- Wall- and post-mount models available
- Internal stainless steel closing spring
- Tension adjustment from either end
- Low-friction polymer bushes for smooth closure
- Self-closes gates up to 20kg per pair

CODE	COLOR	MODEL/FEATURE	GAP VARIANCE
KF3A1BL	Black Gloss	Wall or post mounted	Fixed at 21.5mm
KF3BL	Black Gloss	Alignment ridges	Fixed at 13mm
KF3AWT	White Gloss	Wall or post mounted	Fixed at 19mm


KF3BL Available as special order




Self-closing hinges: Maximum Opening 90°
Do not hold open

Black Screw Packs Available as Wafer Head Phillips or Hex Head Drive. Packs of 16 or 100

Polymer Hinges For Light To Medium Weight Gates



KF3P
No spring, plain pivoting



KF3S
Self-closing, fixed tension

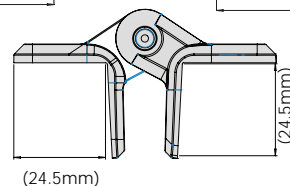
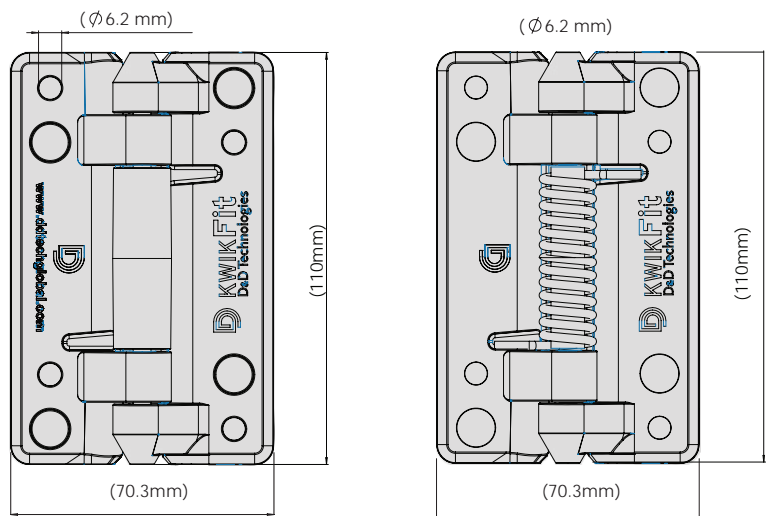
FEATURES

- New, economical gate hinges
- KF3P model for gates up to 25kg per pair
- KF3S self-closes gates up to 20kg per pair
- Industrial-strength polymer construction
- Integrated safety cap prevents foothold
- Stainless steel components
- Won't rust, bind, sag or stain

CODE	COLOR	MODEL/FEATURE	GATE GAP	GATE MATERIAL
KF3P	Black	Plain pivoting - No spring	Fixed at 19mm	Metal, Wood, Vinyl
KF3S	Black	Self-closing - fixed tension	Fixed at 19mm	Metal, Wood, Vinyl



KwikFit™ side-fixing legs Offer quick and easy alignment of the hinges on gate and fence post. Double face-fixing (i.e. fixes to both face and side of post and gate) also adds strength.



KF3S Hinges: Maximum Opening 90°
Do not Hold open

Black Screw Packs Available as Wafer Head Phillips or Hex Head Drive. Packs of 16 or 100

Tru•Close Hinges – Regular Range

TRU-CLOSE HINGES - REGULAR RANGE

Residential –Light to medium weight pool & pedestrian gates
 Optional chrome finish or brushed stainless finish trims available on TCA1, 2 & 3
 Tested on gates 1500mm (H) x 900mm (W)



	Code	Colour	Gate Material	Gap (mm) Variance	Gap (mm) Ideal	Vertical Adjustment	Max Weight per pair	Cycle Rating
	TCA1 S3BT	Black	M2M	9-22	19	n/a	30kg	75,000
Trim kits for TCA1 variants: TCA1 S3CTK = chrome finish TCA1 S3STK = brushed stainless finish								
	TCA1L2 S3BT (2 alignment legs)	Black	M2M	n/a	19 Fixed	n/a	30kg	75,000
	TCA2 S3BT	Black	M2W	9-22	19	n/a	30kg	75,000
Trim kits for TCA2 variants: TCA2 S3CTK = chrome finish TCA2 S3STK = brushed stainless finish								
	TCA2L2 S3BT (2 alignment legs)	Black	M2W	n/a	19 Fixed	n/a	30kg	75,000
	TCA3 S3BT	Black	W2W	9-22	19	n/a	30kg	75,000
Trim kits for TCA3 variants: TCA3 S3CTK = chrome finish TCA3 S3STK = brushed stainless finish								
	TCA3L2 S3BT (2 alignment legs)	Black	W2W	n/a	19 Fixed	n/a	30kg	75,000
	TCA4	Black	Wood	8-22	19	n/a	25kg	75,000
	TCAMA1	Black	Metal, wood	22-38	29	19	25kg	75,000

Note TCAMA1RND2
 Post Diameter 48 - 51,
 60 & 73-76mm Gate
 Frame Diameter 48 &
 51mm



SAFETY CAP FOR TCA
 Code: TCACAP



Self-closing hinges: Maximum
 Opening 90° Do not hold open

M2M = Metal to metal M2W = Metal to wood W2W = Wood to wood

Black Screw Packs Available as Wafer Head Phillips or Hex Head Drive. Packs of 16 or 100

Tru•Close Hinges – Heavy Duty Range

TRU-CLOSE HINGES - HEAVY DUTY RANGE

Residential/Commercial – heavy, large, high-traffic gates
 Optional chrome finish or brushed stainless finish trims available on TCHD1, 1A & 2
 Tested on gates 1800mm (H) x 1200mm (W)



	Code	Colour	Gate Material	Gap (mm)		Vertical Adjustment	Max Weight per pair	Cycle Rating
				Variance	Ideal			
	TCHD1A S3BT	Black	Metal	6-25	19	n/a	70kg	200,000
	TCHD1A S3WT	White	Metal	6-25	19	n/a	70kg	200,000
Trim kits for TCHD1A variants: TCHD1A S3CTK = chrome finish TCHD1A S3STK = brushed stainless steel								
	TCHD1AL1 S3BT (1 alignment leg)	Black	Metal	6-25	19	n/a	70kg	200,000
	TCHD1AL2 S3BT (2 alignment legs)	Black	Metal	n/a	19 Fixed	n/a	70kg	200,000
	TCHD1AL2 S3WT (2 alignment legs)	White	Metal	n/a	19 Fixed	n/a	70kg	200,000
	TCHD1 S3BT	Black	Metal, wood	6-25	19	n/a	70kg	200,000
Trim kits for TCHD1 variants: TCHD1 S3CTK = chrome finish TCHD1 S3STK = brushed stainless finish								
	TCHD1L2 S3BT	Black	Metal, wood	n/a	19 Fixed	n/a	70kg	200,000
	TCHD2L2 S3BT	Black	Wood	n/a	19 Fixed	n/a	70kg	200,000
Trim kits for TCHD2 variants: TCHD2 S3CTK = chrome finish; TCHD2 S3STK = brushed stainless finish								
	TCH2L1S S3BT	Black	Wood	6-25	19	n/a	70kg	200,000
	TCHDMA1S3BT	Black	Wood	16-35	25	19	60kg	200,000
	TCHDMA1S3WT	White	Wood	16-35	25	19	60kg	200,000
	TCHDRND1S3 (Refer note 1)	Black	Metal pipe	19-35	24	n/a	70kg	200,000
	TCHDRND2S3 (Refer note 2)	Black	Metal pipe	19-35	24	n/a	70kg	200,000

Note 1: TCHDRND1S3:-
 Post Diameters 48 - 51, 60 & 73mm
 Gate Frame Diameter 35 & 41mm

Note 2: TCHDRND2S3:-
 Post Diameters 48 - 51, 60 & 73mm
 Gate Frame Diameter 48 - 51mm



Self-closing hinges: Maximum Opening 90°
 Do not hold open



SAFETY CAP FOR TCHD
 Code: TCHDCAP

Black Screw Packs Available as Wafer Head Phillips or Hex Head Drive. Packs of 16 or 100

Tru•Close Regular Hinges



ADJUSTABLE SELF CLOSING HINGES FOR GATES UP TO 30KG PER PAIR



TCA1S3BT – METAL
TCA1L2S3BT (WITH ALIGNMENT LEGS)



TCA2S3BT – METAL/WOOD/VINYL
TCA2L2S3BT (WITH ALIGNMENT LEGS)



TCA3S3BT – WOOD/VINYL
TCA3L2S3BT (WITH ALIGNMENT LEGS)



TruClose® Hinge Safety Cap

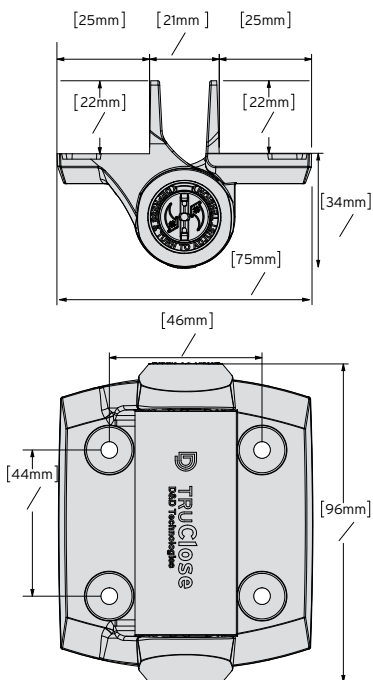
Optional. Helps prevent toddlers from using bottom hinge as a climbing foothold.

CODE: TCACAPS3

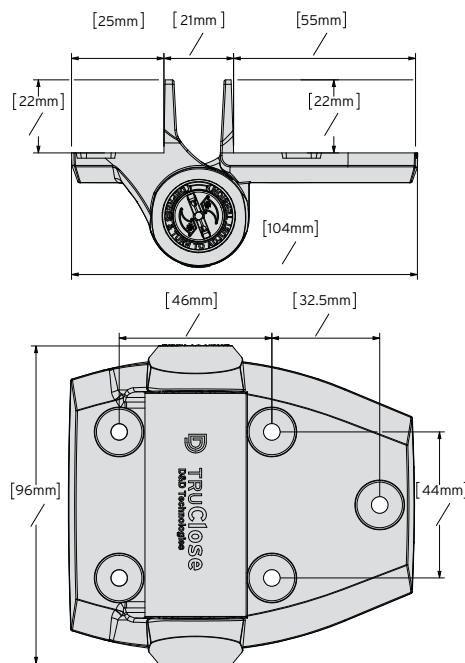
FEATURES

- Ideal for pool and child safety gate applications
- D&D-patented tension adjustment
- Won't rust, bind, sag or stain
- Adjust tension from either end (adjustment always facing up)
- UV-stabilized, industrial-strength polymer construction
- Self-lubricating durability; requires no maintenance
- Internal stainless steel closing spring
- Trim cover options - Gloss Black, Brushed or Chrome

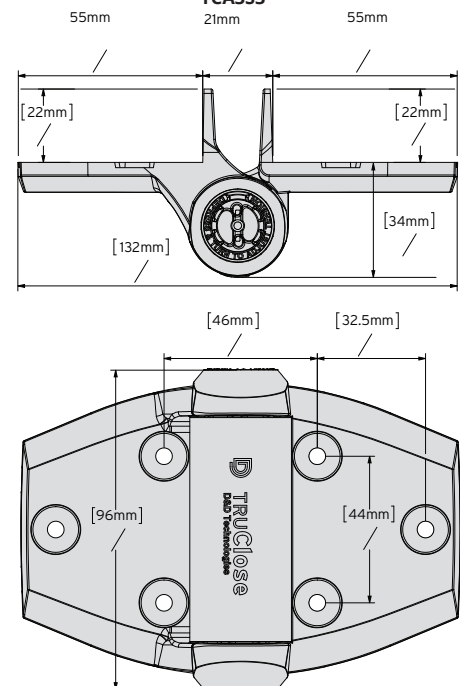
TCA1S3



TCA2S3



TCA3S3



Self-closing hinges: Maximum Opening 90°

Black Screw Packs Available as Wafer Head Phillips or Hex Head Drive. Packs of 16 or 100

Tru•Close Heavy Duty Hinges



ADJUSTABLE SELF CLOSING HINGES FOR HEAVY/HIGH TRAFFIC GATES UP TO 70KG PER PAIR



TCHD1AS3BT – METAL
TCHD1AL1S3BT (1 ALIGNMENT LEG)
TCHD1AL2S3BT (2 ALIGNMENT)
TCHD1AL2S3WT (2 ALIGNMENT
 White)



TCHD1S3BT – METAL/VINYL/WOOD
TCHD1L2S3BT (2 ALIGNMENT LEGS)



VINYL/WOOD
TCHD2L1S3BT (1 ALIGNMENT LEG)
TCHD2L2S3BT (2 ALIGNMENT LEGS)

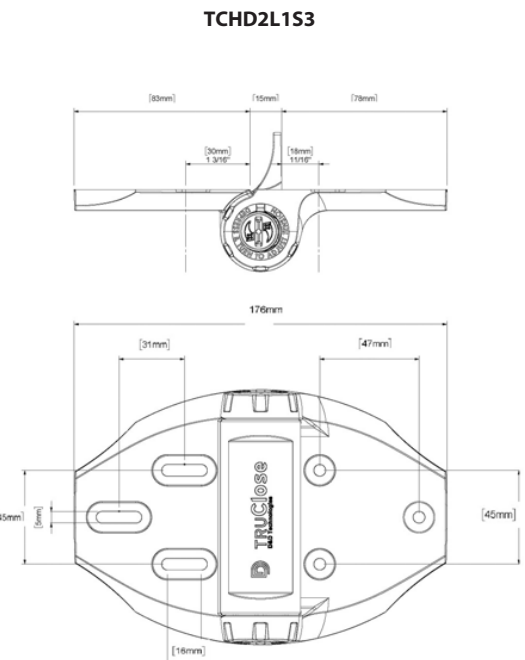
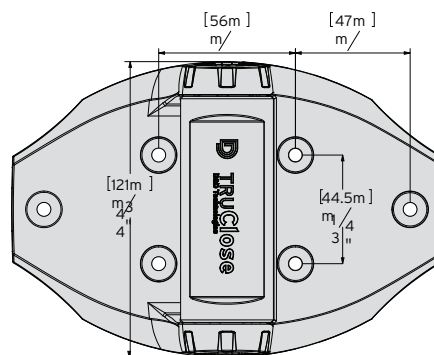
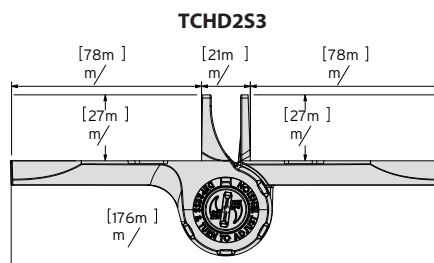
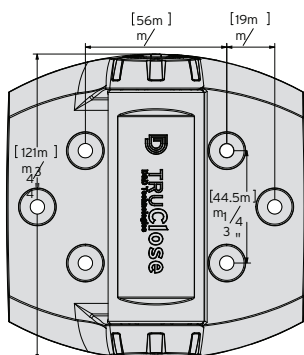
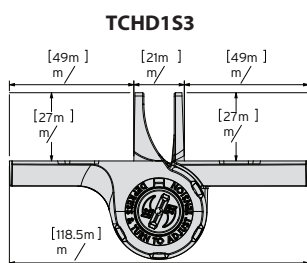
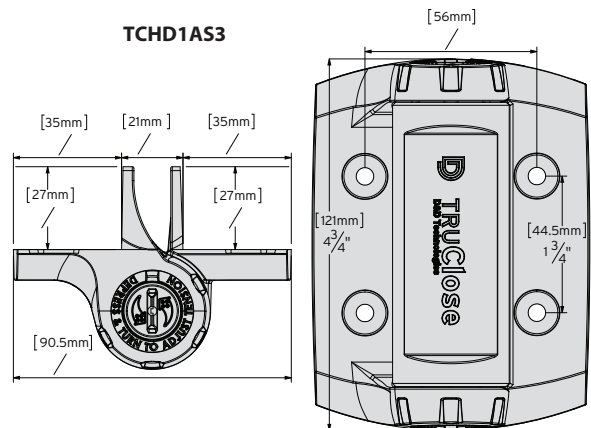
FEATURES

- Suitable for use on pool and child safety gate applications
- D&D-patented tension adjustment
- Won't rust, bind, sag or stain
- Adjust tension from either end (adjustment always facing up)
- UV-stabilized, industrial-strength polymer construction
- Self-lubricating durability; requires no maintenance
- Internal stainless steel closing spring
- Trim cover options - Gloss Bl, Brushed or Chrome

TruClose® Hinge Safety Cap
 Optional. Helps prevent toddlers using bottom hinge as a climbing foot hold



CODE: TCHDCAPS3



Self-closing hinges: Maximum Opening 90°

Black Screw Packs Available as Wafer Head Phillips or Hex Head Drive. Packs of 16 or 100

Self Closing Hinges For Round Post

SELF CLOSING HINGES FOR ROUND POST APPLICATIONS



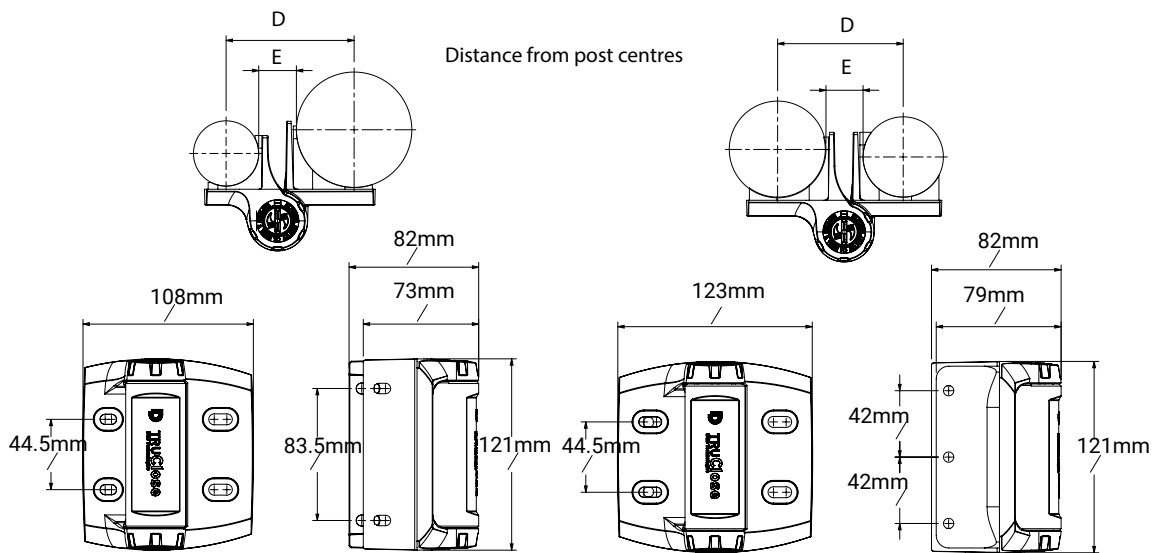
TCHDRND1S3

FEATURES

- D&D-patented tension adjustment
- Self-closes gates up to 70kg per pair
- UV stabilized, industrial-strength polymer construction
- Fits to many common post diameters
- Internal stainless steel spring and components
- Fasteners included



TCHDRND2S3



TCHDRND1S3

Gate Diameter	Post Diameter	D	E
35mm	48-51mm	67mm	24mm
35mm	60mm	72mm	24mm
35mm	73mm	78mm	24mm
41mm	48-51mm	70mm	24mm
41mm	60mm	75mm	24mm
41mm	73mm	81mm	24mm

TCHDRND2S3

Gate Diameter	Post Diameter	D	E
48-51mm	48-51mm	75mm	24mm
48-51mm	60mm	80mm	24mm
48-51mm	73mm	86mm	24mm

Self-closing hinges: Maximum Opening 90°

Black Screw Packs Available as Wafer Head Phillips or Hex Head Drive. Packs of 16 or 100

Tru·Close Multi Adjustable Hinge

ADJUSTABLE SELF CLOSING HINGES FOR LARGE GATE GAPS

- 3-way adjustment: vertical, horizontal & tension
- Up to 19mm horizontal adjustment
- Fits gate gaps up to 50mm
- UV stabilized, industrial-strength polymer construction
- Internal stainless steel spring and components
- Regular models self-close gates up to 25kg per pair
- Heavy Duty model self-close gates up to 60kg per pair

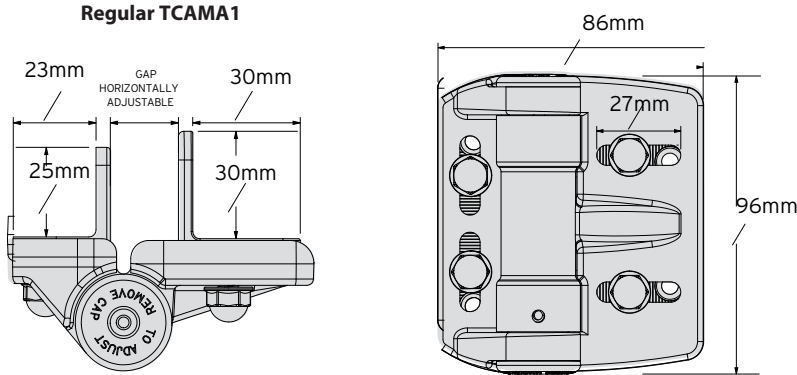


CODE	GATE MATERIAL	IDEAL GATE GAP	GAP VARIANCE	COLOR
TCAMA1	Metal, Wood, Vinyl	29mm	22-38mm	Black
TCHDMA1	Wood, Vinyl	25mm	16-35mm	Black

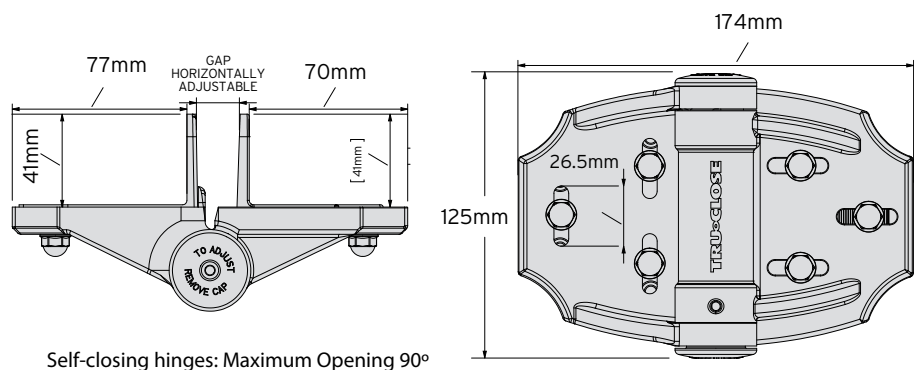


Regular TCAMA1

Regular TCAMA1



Heavy Duty TCHDMA1



New - Highly Adjustable Gate Hinges for Vinyl & Composite Gates

TCHDMA1S3BT - Black
TCHDMA1S3WT - White

FEATURES

- Patented 3-in-1 adjustment, solves gate sag for good!
- Gate gap variance from 16-43mm
- Self-closes vinyl & composite gates up to 70kg
- Won't rust, bind, sag or stain
- Made from super-strong engineered polymer
- Internal stainless steel spring and components
- UV stabilised, self-lubricating durability
- Covers included
- Available in Black or White



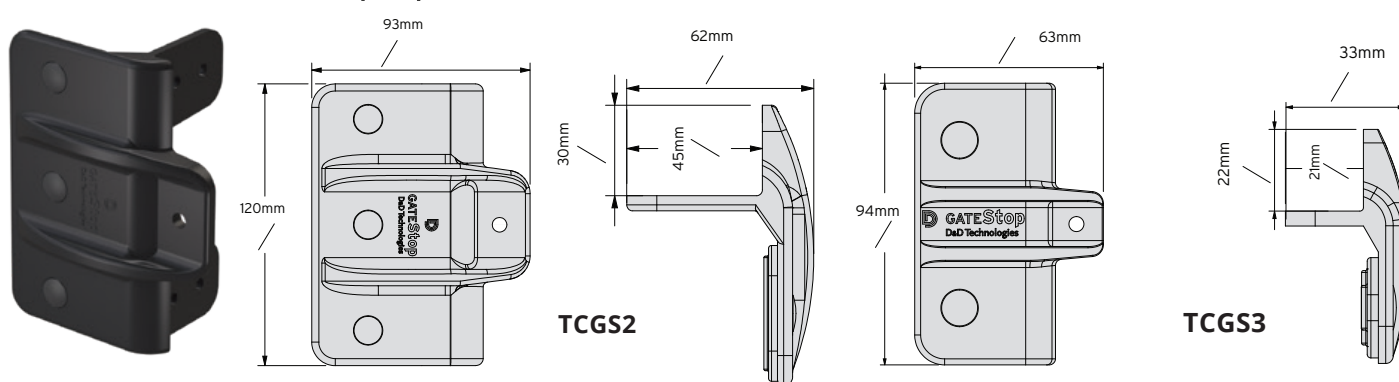
Black Screw Packs Available as Wafer Head Phillips or Hex Head Drive. Packs of 16 or 100

Gate Stops And Q Bolts



GATE PROTECTION STOPS

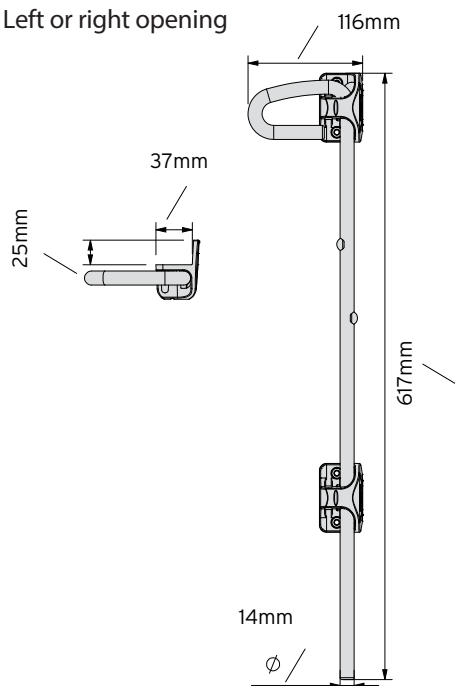
- Ideal gate-alignment device
- Industrial-strength polymer construction + rubber bumper
- Prevents damage to latches & hinges
- Greatly reduces gate-slam noise
- Two side-fixing legs for added strength



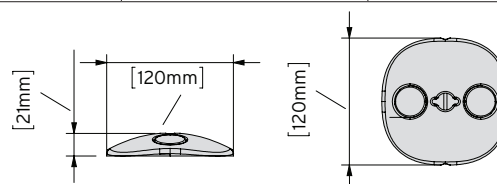
PADLOCKABLE DROP BOLT

- Electro-polished stainless steel, powder-coated
- Tough polymer-housing mounting system
- High wear and corrosion resistant drop-rod
- Padlockable (padlock not included)
- Retention tabs prevent bolt dropping & dragging
- Suits metal, wood & vinyl
- Bolt lengths: 610 & 1020mm
- 150mm throw
- Left or right opening

CODE	COLOR	GATE MATERIAL
TCGS2	Black	Metal, Wood, Vinyl
TCGS3	Black	Metal



CODE	COLOR	GATE MATERIAL	BOLT LENGTH
QB124	Black	Metal	610mm
QB140	Black	Metal	1020mm
LOKK-BASE	Black	Optional Base Plate	-



Gate Handles and Lokkbolts



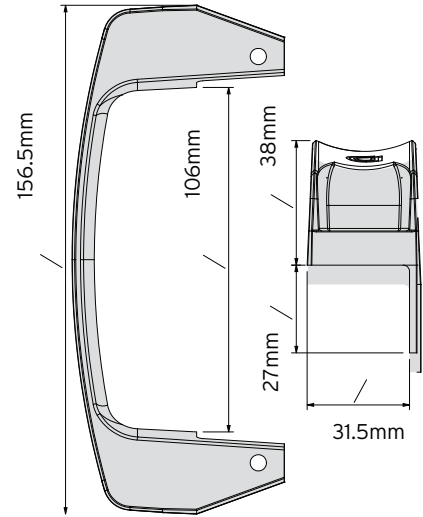
GENERAL PURPOSE GATE HANDLE



FEATURES

- Series 3: Improved ergonomics & styling
- Side-fixing legs for quick alignment & added strength
- Fits left-handed or right-handed opening gates
- Won't rust, stain or chip
- Industrial-strength polymer construction
- Stainless steel fasteners included

CODE	COLOR	GATE MATERIAL
LL3GH	Black	Metal, Wood, Vinyl
LL3GHWT	White	Metal, Wood, Vinyl



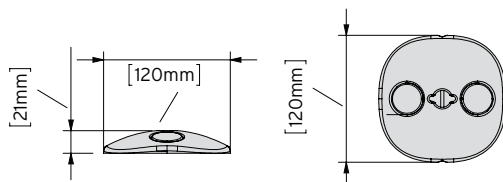
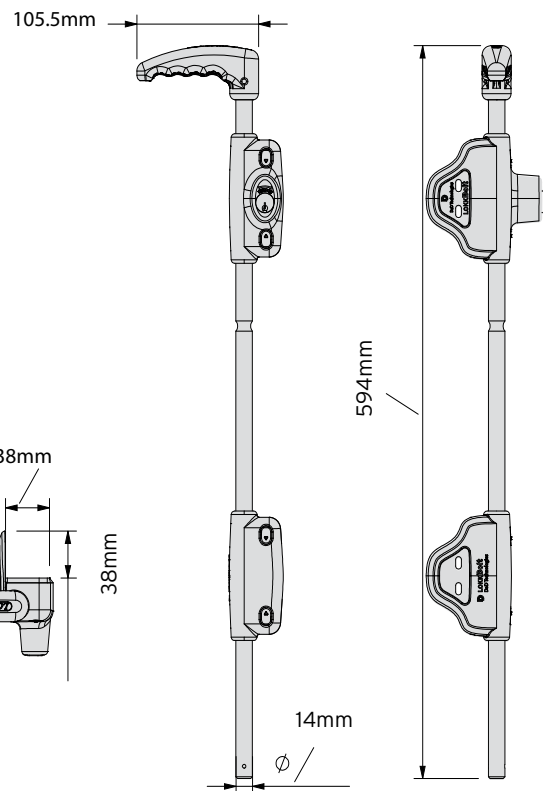
PREMIUM LOCKABLE SECURITY DROP BOLT



FEATURES

- 316 marine-grade stainless steel drop-rod
- Tough polymer-housing mounting system
- 6 pin lock (rekeyable to match doors & gate locks)
- Retention grooves prevent dropping and dragging
- Bolt lengths: 450 & 610mm
- 100mm throw
- Optional Base Plate retains bolt into ground
- Left or right opening

CODE	COLOR	GATE MATERIAL	BOLT LENGTH
LOKK/BOLT1	Black	Metal	450mm
LOKK/BOLT2	Black	Metal	610mm
LOKK/BASE	Black	Optional Base Plate	-



Shut It Heavy Duty Hinges



HEAVY DUTY HINGES TESTED TO OVER 1 MILLION CYCLES. ADJUSTABLE AND POWDER-COATABLE

Heavy Duty Shaft (bolt)

Zinc Electroplating


- Inhibits rust and corrosion
- No need to grind off before welding
- On all components except stainless steel, aluminum and 'rusted look'

Post Bracket

- Horizontally adjustable for accurate installations
- Precision machining that fully utilizes the adjustment slots and maximizes welding surfaces

Unique Locknut

- Innovative, shaped threads that provide a vibration-resistant friction fit so nut stays firm
- Top thread section is deformed to create two or three locking zones (can be re-used 2-3 times)
- All-metal locknuts withstand higher temperatures than nylon-insert locknuts



Precision Bushing

Distributes gate load for optimal performance and longer life

Tightest Tolerances in the Industry

- CNC machined to perfection
- Virtually frictionless rotation

Hinge Body (on gate)

- Fits round or flat surfaces
- Decorative, brushed finish

Sealed Bearings

- No greasing, no maintenance – ever
- Hinge options with 1, 2, 3 or 4 bearings
- Performs better than roller cages that require periodic greasing

LIMITED **LIFETIME WARRANTY**



Baby BadAss™
1 Sealed Bearing



Self-Closing CI3850
2 Sealed Bearings



Heavy Duty BadAss™
3 Sealed Bearings

Shut It BadAss™ Product Guide



CI3000 ORIGINAL



CI3400 ALUMINUM



CI3800 STAINLESS STEEL



CI3500 HEAVY DUTY



CI3850 SELF-CLOSING HINGE SET



CI3600 STEEL BABY



CI3650 ALUMINUM BABY




CI3700 BOLT-ON



CI3720 FACE MOUNT BOLT-ON



CI3740A BOLT-ON



CI3975 UPHILL STRAP HINGE SET



CI3950 BARREL HINGE

CODE	PRODUCT NAME	**GAP VARIANCE	NO. OF SEALED BEARINGS	MAX GATE WEIGHT	*YOKE MATERIAL	BODY MATERIAL	HEIGHT	WEIGHT
CI3000	Original BadAss™	61-74mm	2	500kg	Steel	Steel	97mm	1.1kg
CI3400	Aluminum BadAss™	61-74mm	2	270kg	Alum	Aluminum	97mm	1kg
CI3800	Stainless Steel BadAss™ †	61-74mm	2	500kg	Stainless	Stainless	97mm	1.1kg
CI3500	Heavy Duty BadAss™	61-74mm	3	680kg	Steel	Steel	97mm	1.6kg
CI3850	Self-closing BadAss™ Set † †	61-74mm	2/2	140kg	Steel	Steel	127mm	2.5kg
CI3600	Baby BadAss™	64-76mm	1	140kg	Steel	Steel	33mm	0.5kg
CI3650	Baby BadAss™ Aluminum	64-76mm	1	140kg	Alum	Aluminum	33mm	0.2kg
CI3700	Bolt-on BadAss™	74-86mm	2	450kg	Steel	Steel	191mm	1.6kg
CI3720	Face Mount 180° Bolt-on BadAss™	13-25mm	2	500kg	Steel	Steel	191mm	1.7kg
CI3740A	Half Bolt-on Aluminium Body & Plate	73-86mm	2	270kg	Aluminum	Aluminum	152x102x6mm plate	
CI3950	Barrel Hinge	13mm	4	680kg	Steel	Steel	150mm	1.8kg
CI3975	Uphill Strap Hinge Set*	13mm	4/4	680kg	Steel	Steel	150mm	6.1kg

All weight ratings are based upon two hinges.

**Adjustable yoke for perfect installations.

† All components, including the sealed bearings, are stainless steel.

† † Set comes with one self-closing hinge plus one CI3000. Maximum self-closing weight 140kg. Maximum opening 110° Do not hold open

* For welding yoke to round fence post, weld 38x13x3mm A36 steel bar channel to yoke first. After cooling, weld bar channel to fence post.

Flat posts: fixed 70mm. Round posts: min gap is 0.

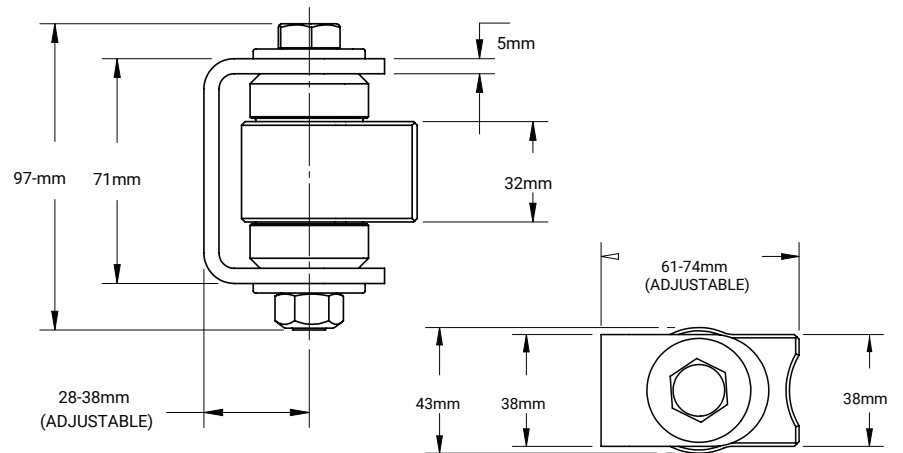
Shut It BadAss™ Hinges

CI3000 - ORIGINAL BadAss™



- Adjustable bracket for precise installations
- Two sealed maintenance-free bearings
- Ideal for both flat and round post installations
- Maximum gate weight: 500kg per pair
- Zinc electroplated

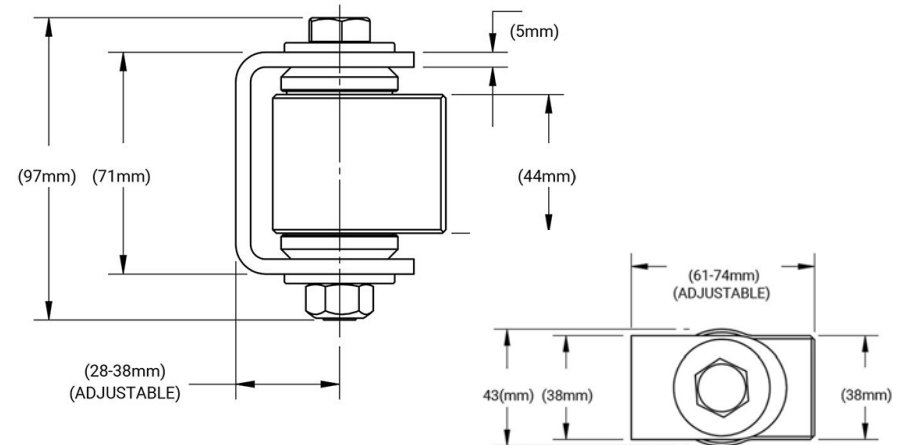
CODE	FINISH	FIXING	GAP VARIANCE	BRACKET	BODY	HEIGHT INCH/MM	WEIGHT KG
CI3000	Zinc	Weld	61-74mm	Steel	Steel	97mm	1.1kg



CI3400 - ALUMINIUM BadAss™



- Adjustable bracket for precise installations
- Perfect for that high-end installation
- Ideal for flat post installations
- Maximum gate weight 270kg per pair



CODE	FINISH	FIXING	GAP VARIANCE	BRACKET	BODY	HEIGHT INCH/MM	WEIGHT KG
CI3400	Unfinished	Weld	61-74mm	Aluminum	Aluminum	97mm	1kg

CI3800 - STAINLESS STEEL BadAss™



CODE	FINISH	FIXING	GAP VARIANCE	BRACKET	BODY	HEIGHT INCH/MM	WEIGHT LB/KG
CI3800	Unfinished	Weld	61-74mm	Stainless	Stainless	97mm	1.1kg

- 304 stainless steel includes the bearings, shaft (bolt), washers and locknut
- Two sealed maintenance free bearings (no greasing)
- Adjustable yoke for perfect installations
- Ideal for both square and round post installations
- Maximum gate weight 500kg per pair

Shut It BadAss™ Hinges (cont)

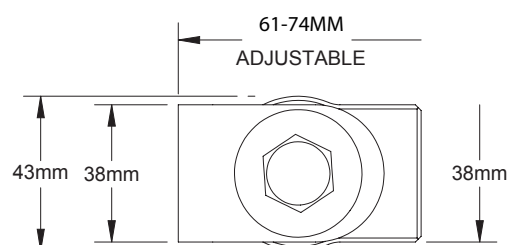
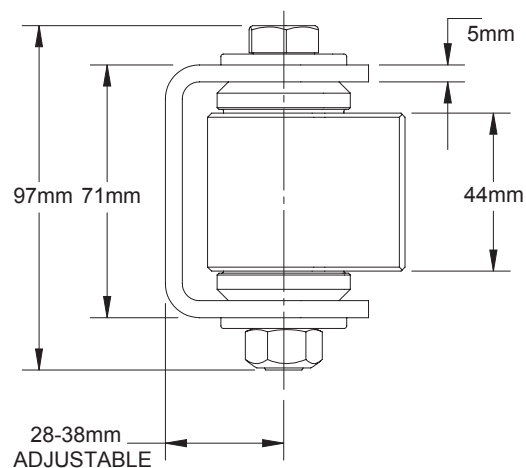
CI3500 – HEAVY DUTY BadAss™

CODE	FINISH	FIXING	GAP VARIANCE	BRACKET	BODY	HEIGHT INCH/MM	WEIGHT KG
CI3500	Zinc	Weld	61-74mm	Steel	Steel	97mm	1.6kg

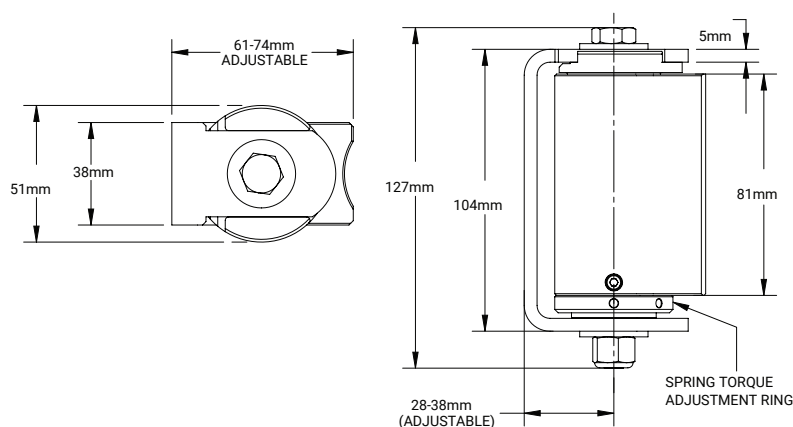


FEATURES

- Adjustable bracket for perfect installations
- Ideal for square or round-post installations
- Holds 50% more load than the 'Original' BadAss
- Maximum gate weight 680kg per pair
- Zinc electroplated



CI3850 – Self-Closing BadAss™ Set



FEATURES

- 1 Self-closing hinge (3 bearings) + 1 Original BadAss™ hinge (2 bearings)
- Easy to install, heavy duty self-closing hinge
- 5 tension-adjustment settings on self-closing hinge
- Gate swings from -5° to 110°
- Ideal for panic bar installations
- Closer is built into the hinge (unable to powder-coat)
- Self-closing maximum gate weight 140kg per pair
- Do not hold open
- Zinc electroplated

Shut It BadAss™ Hinges (cont)

Baby BadAss™



CI3600

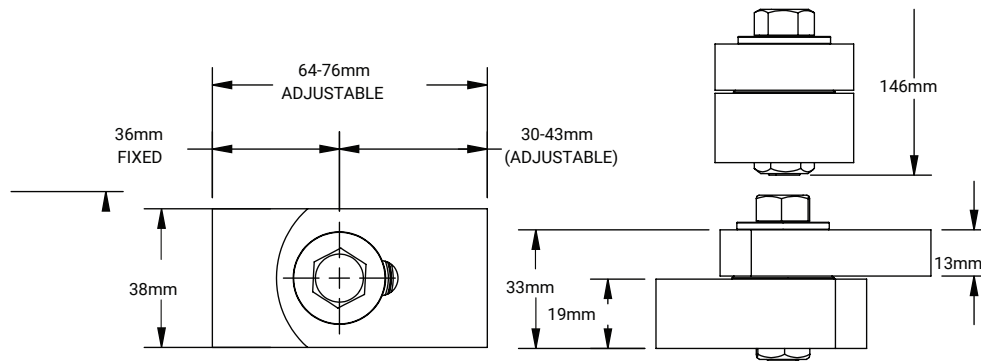


CI3650

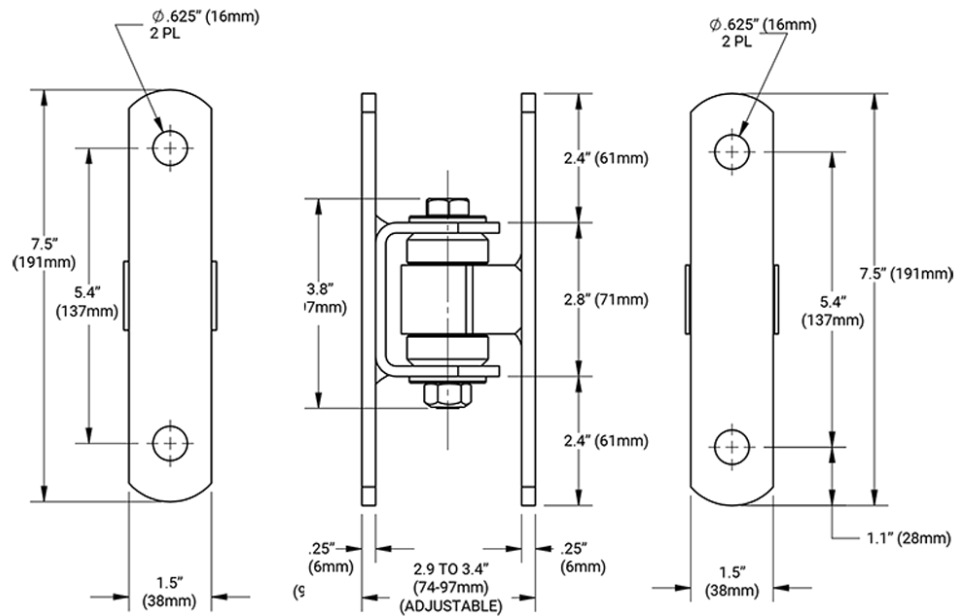
FEATURES

- One sealed maintenance free bearing
- Designed for lighter gates
- Fastener slots for easy adjustment
- Ideal for square or round post installations
- Maximum gate weight: 140kg per pair

CODE	FINISH	FIXING	GAP VARIANCE	BRACKET	BODY	HEIGHT MM	WEIGHT KG
CI3600	Zinc	Weld	64-76mm	Steel	Steel	33mm	0.5kg
CI3650	Unfinished	Weld	64-76mm	Aluminum	Aluminum	33mm	0.5kg



CI-3700 BOLT-ON



FEATURES

Designed for gates where welding is not an option

- Two sealed maintenance free bearings
- Adjustable barrel for precise installations
- Flat, bolt-on brackets for through bolting
- Zinc electroplated
- Maximum gate weight: 450kg per pair



Shut It BadAss™ Hinges (cont)

CI3720 FACE MOUNT 180° BOLT-ON

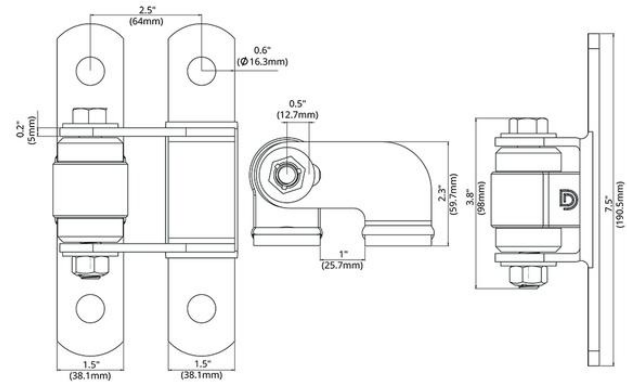
Designed for gates where welding is not an option



FEATURES

Designed for gates where welding is not an option

- Opens to 180°
- Achieve gate gaps as small as 13mm
- Horizontally adjustable to 13mm
- Maximum gate weight: 450kg per pair
- Zinc electroplated



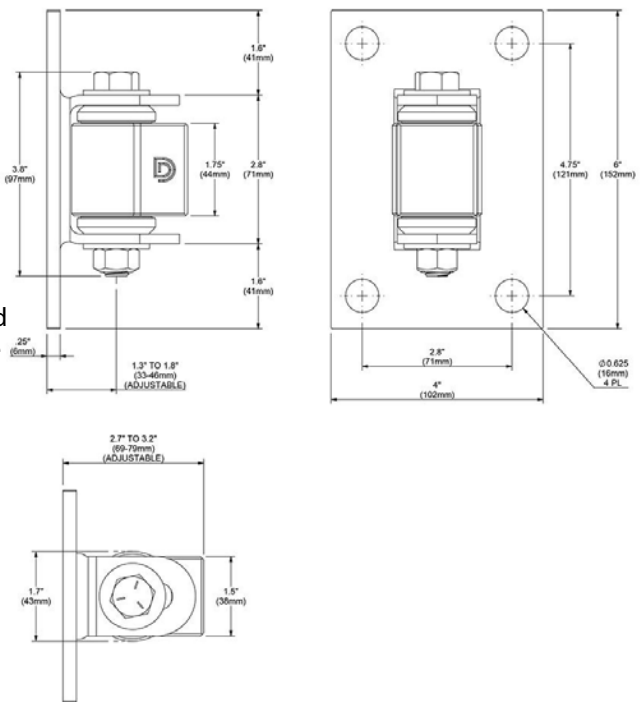
CI3740A HALF BOLT-ON ALUMINIUM BODY AND PLATE

Made to bolt or weld to 100 -125mm fence posts



FEATURES

- Wider brackets enable anchor points to be positioned at the sides, rather than centre of fence post - reducing flexing, preventing fatigue in fence post
- No greasing, no maintenances. EVER!
- Precision bushing - distributes gate load for optimal performance and longer life
- CNC machined to perfection and near frictionless movement
- Max Gate Weight: 270kg per pair



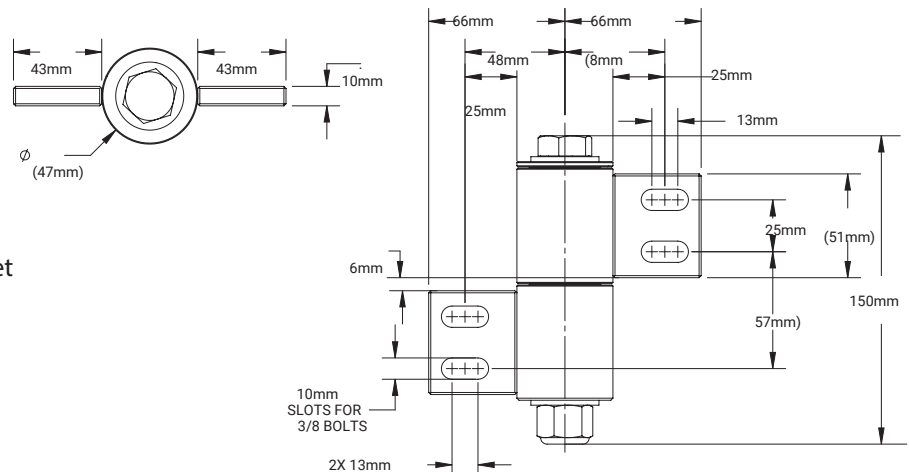
CI3950 – BadAss™ BARREL HINGE



FEATURES

- The BadAss™ Barrel Hinge is the strongest and most versatile gate hinge on the market
- Ideal for nearly all flat post installations
- Bolt-on and weld-on installations
- Swings 180° if required
- Maximum gate weight: 680kg per pair
- Zinc electroplated

CODE	FINISH	FIXING	GAP VARIANCE	BRACKET	BODY	HEIGHT MM	WEIGHT KG
CI3950	Zinc	Bolt-On	76-89mm	Steel	Steel	102mm	1kg

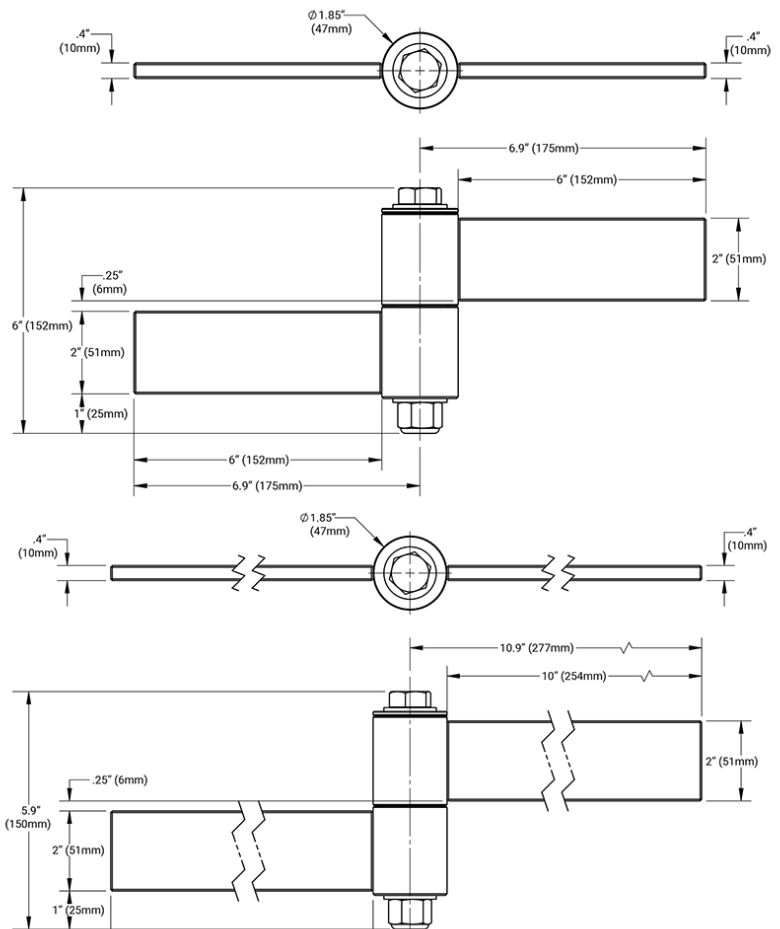


Shut It BadAss™ Uphill Hinge Set

CI3975 UPHILL BadAss™ STRAP HINGE SET

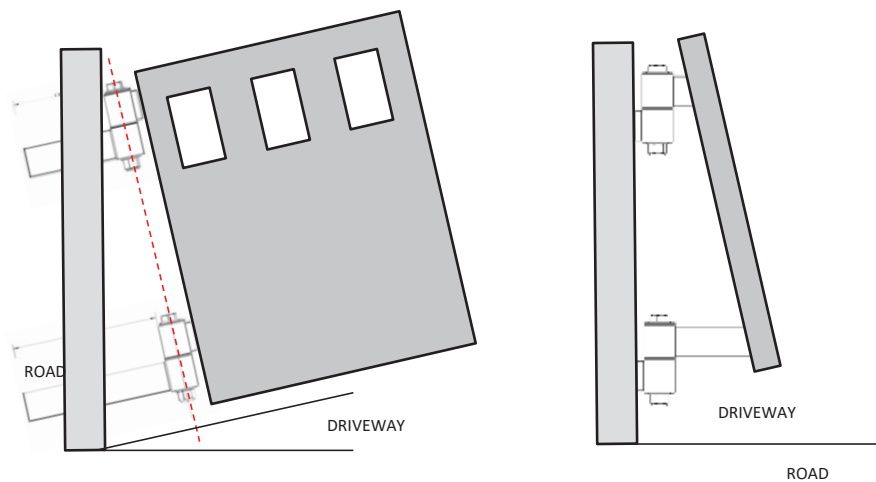


CODE	FINISH	FIXING	GAP VARIANCE	BRACKET	BODY	HEIGHT MM	WEIGHT KG
CI3975	Zinc	Weld	13mm	Steel	Steel	150MM	6.1kg



FEATURES


- Suitable for motorized, uphill or heavy gates
- For square-posted, weld-on installations
- Zinc electroplated external components
- Swings 180°; fixed gap variance 13mm
- Leaf straps can be cut to length
- Maximum gate weight 680kg per pair



Shut It BadAss™ New Lines Coming Soon

CI3750B Baby Powdercoat Bolt-On

- For metal residential or smaller commercial gates
- Adjustable bracket for precise installations
- Flat, bolt-on brackets for through bolting
- Maximum gate weight: 140kg



CI3700B Powdercoat Bolt-On

- High traffic, no maintenance, smooth operation
- Adjustable bracket for flat posts and frames
- Flat, bolt-on brackets for through-bolting
- CI3700 Maximum gate weight: 450kg



CI3720B Powdercoat Face-Mount Bolt-On

- High traffic, no maintenance, smooth operation
- Adjustable bracket for flat or square posts
- Flat, bolt-on brackets for through-bolting
- Can achieve gate gaps as small as 13mm
- CI3720 Maximum gate weight: 500kg



Shut It BadAss™

CI3825 Weld-On, Closer

- Suits restricted-access and industrial gates
- Eliminates the need to fit a gate closer
- Installation must include a gate-stop or latch/lock
- 5 tension-adjustment settings (inc. bracket)
- Max self-closing gate weight: 200kg (2 x CI3825)



CI3835 Centre-Mount Bolt-On Closer CI3860 Centre-Mount Bolt-On SC Set

- Set contains CI3835 + CI3700
- High traffic, no maintenance, smooth operation
- Compatible for use on aluminium gates
- Flat, bolt-on brackets for through-bolting
- Max self-closing gate weight: 140kg (CI3860 set)
- Max self-closing gate weight: 200kg (2 x CI3835)



CI3835 Closer



CI3860 Set

CI3835FM Face-Mount Bolt-On, Closer CI3860FM Face-Mount Bolt-On SC Set

- Set contains CI3835FM + CI3720
- Offers a 180° gate opening for unobstructed passage
- Horizontally adjustable from 13mm to 25mm
- Flat, bolt-on brackets for through-bolting
- Max self-closing gate weight: 140kg (CI3860FM set)
- Max self-closing gate weight: 200kg (2 x CI3835FM)



CI3835FM




CI3860FM SET

SureClose Hydraulic Hinges



**POWERFUL, HYDRAULIC HINGE-CLOSERS
HEAVY DUTY AND CORROSION RESISTANT**



READYFIT Model

CORROSION RESISTANT

- Aluminum screw-on models feature 50-micron thick anodized coating

QUICK-FIT ALIGNMENT LEGS

For ease of installation, alignment and double face-fixing strength.

VERTICAL ALIGNMENT SLOTS

Re-align hinge (gate) at any time

ADDED SECURITY

Torx screws that prevent tampering


MULTIPLE ADJUSTMENT OPTIONS

- Adjustable self-closing and closing speed
- Adjustable final snap-close action
- Gate gap horizontal adjustability 12-35mm

MOUNTING BRACKETS

A variety of gate brackets allow for virtually any square-post application:

- Aluminum
- Fastened
- External, Flush or Center Mount



FLUSH MOUNT Model

POWERFUL HIDDEN HYDRAULICS

Hydraulics are concealed within the hinge providing a controlled, quiet close in a tamper-resistant, compact design.

No need to ever add fluid.

DUAL BEARING GLIDE

Two rows of bearings for consistently superior performance

SureClose Hydraulic Hinges Product Guide

ALUMINIUM SCREW ON HYDRAULIC HINGES

(Weld on also available on special order - Enquire for pricing and lead time)



READYFIT



FLUSH MOUNT



CENTER MOUNT



EASY CLOSER

MODEL	CODE	TYPE	PRODUCT DESCRIPTION	MAX OPENING ANGLE	SELF-CLOSING FROM	HORIZONTAL GAP VARIANCE	MINIMUM POST/DOOR SIZE	FIXING BRACKET
READYFIT™ External	74108323T	SAFETY	Safety Hinge/Closer	88°	88°	12-35mm	50mm	Included
	74108313T	HOLD OPEN	Hinge/Closer Hold Open	178°	83°	12-35mm	50mm	Included
	74001313T	PLAIN	Plain Hinge	178°	N/A	12-35mm	50mm	Included
FLUSH MOUNT	75001213	PLAIN	Plain Hinge	180°	N/A	13mm	50mm	7515
	75057213M	HOLD OPEN	Hinge/Closer Hold Open	180°	85°	13mm	50mm	7515
	75057223M	SAFETY	Safety Hinge/Closer	90°	90°	13mm	50mm	7515
	75108213M	HOLD OPEN	Hinge/Closer Hold Open Final Snap	180°	85°	13mm	76mm	7515
	75108223M	SAFETY	Safety Hinge/Closer Final Snap	90°	90°	13mm	76mm	7515
CENTRE MOUNT	75001113	PLAIN	Plain Heavy-Duty Hinge	90°	N/A	63-76mm	64mm	7512, 7515
	75057113M	HOLD OPEN	Hinge/Closer Hold Open	90°	85°	63-76mm	64mm	7512, 7515
	75057123M	SAFETY	Safety Hinge/Closer	90°	90°	63-76mm	64mm	7512, 7515
	75108113M	HOLD OPEN	Hinge/Closer Hold Open Final Snap	90°	85°	63-76mm	76mm	7512, 7515
	75108123M	SAFETY	Safety Hinge/Closer Final Snap	90°	90°	63-76mm	76mm	7512, 7515
EASY™	72108423		Hydraulic Closer	90°	90°	51-102mm	50mm	Included

SAFETY=Gate will not hold open at 90°

Do not use a hinge with a 90° hold-open feature for pool/child safety gates.

Hinges must be at least 900mm apart so that they cannot be used as footholds by toddlers.

CAUTION: A gate-stop must be installed when using Safety models. Gate must not be allowed to open past 88° for Readyfit models and 90° for flush and centre mount. Doing so voids warranty.



7512
CENTRE MOUNT



7515
FLUSH OR CENTRE MOUNT

SureClose Hydraulic Hinges Ready Fit



EXTERNALLY MOUNTED, HEAVY DUTY HYDRAULIC GATE HINGE CLOSERS

FEATURES

- Hidden hydraulics for quiet, controlled closing
- Screw-on or weld-on, screws and brackets included
- Weld-on models feature proprietary finish no need to grind off before welding!
- For gate gaps of 12-35mm
- Alignment legs give double face-fixing strength
- Final Snap-Close Action in all "108" models
- Emergency override feature for safety and longevity
- Minimum fence post size 50mm



74108313T / 74108323TSF
HINGE-CLOSER



74001313T
HINGE ONLY



7403 RF
GATE STOP

Aluminium Screw On (weld on also available - special order - enquire for lead time and pricing)

CODE	MODEL	DESCRIPTION	MOUNTING	MAX OPENING ANGLE	SELF-CLOSING FROM
74001313T	PLAIN	Plain Hinge	Alum. Screw-on	178°	N/A
74108323TSF	SAFETY	Safety Hinge/Closer***	Alum. Screw-on	88°	88°
74108313T	HOLD OPEN	Hydraulic Hinge/Closer	Alum. Screw-on	178°	83°
7403	RF Gate Stop	GateStop for SF Models***	Weld or Screw-on	N/A	N/A

CAUTION: A gate-stop **MUST** be installed when using Safety models (SF). Gate **MUST NOT** be allowed to open past 88°. Doing so voids warranty.

CAUTION: Based on max. gate size H1800 x W1000mm. For gates with greater HxW, or if weather conditions such as wind play a significant role, use hinge combinations with higher self-closing weight ratings.

*** SAFETY = Gate will not hold open at 88° Do NOT use a hinge with a 90° hold-open feature for pool/child safety gates.

Because Safety hinges do not open more than 88°, the gate must have a gate-stop that prevents the gate opening more than 88°. Forcing a gate with SF hinges beyond an 88° opening will damage the hinges and void the warranty.

Note: Min. fence post size 50mm.

Gap variance for all models 12-35mm.

SureClose® range sold as single hinges.

Self-Drilling Screws Included.

*** Gate Stop see p1.37

HINGE COMBINATIONS	MAX SELF-CLOSING GATE WEIGHT
Closer + Closer	120kg
Closer + Plain	80kg
ACCESS CONTROL	WEIGHT CAPACITY
Plain + Plain	680kg

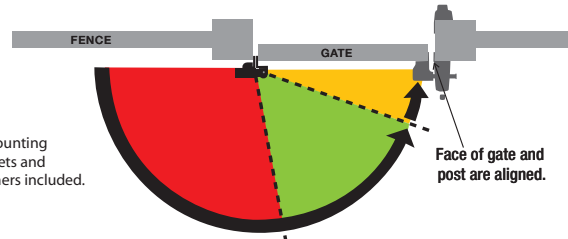
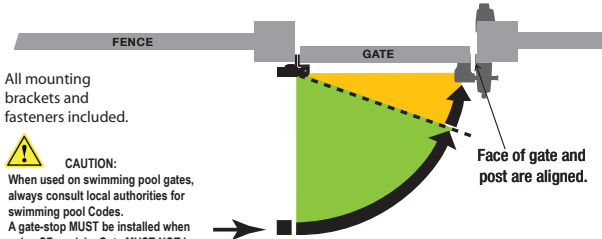
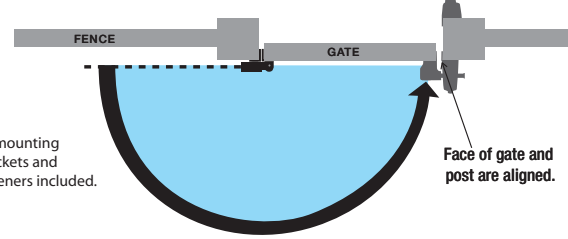
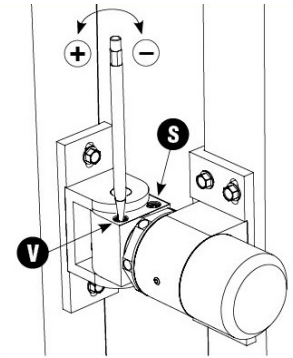
SureClose Hydraulic Hinges Ready Fit

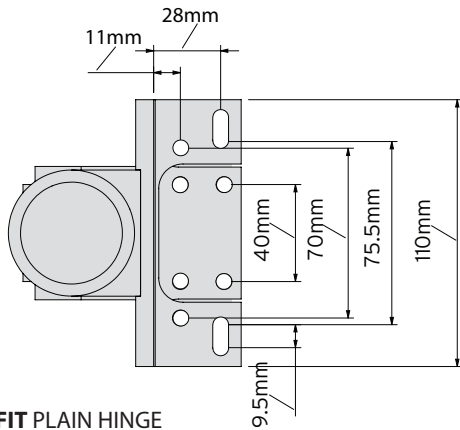
Gate Function

■ Hold-open
Not for safety gates

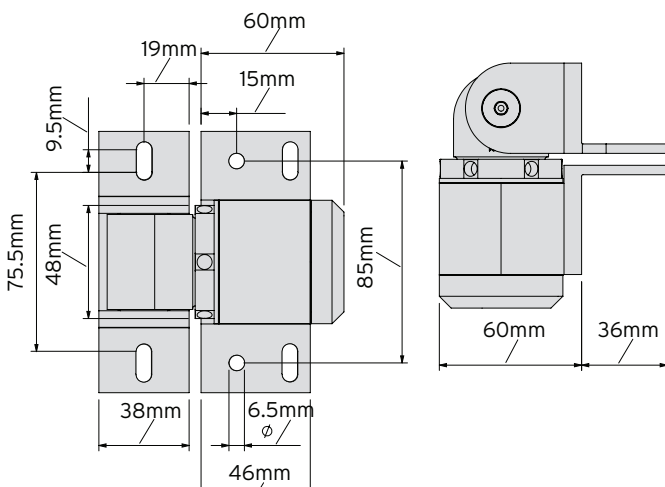
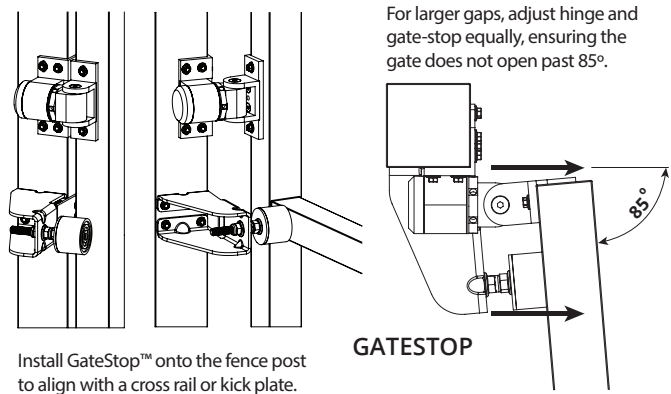
■ Self-closing
Speed adjustable

■ Final snap-close action
For electric/coded locks

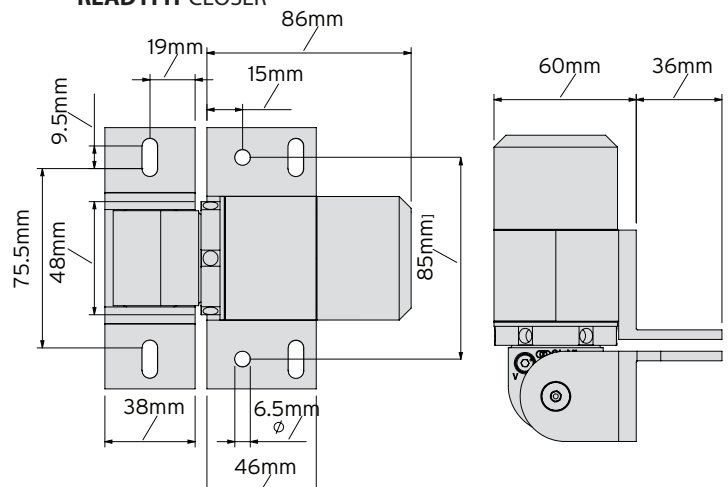
<p>READYFIT Brackets Models: <u>Bracket Material</u> 74108313T Aluminum</p> <p>SELF-CLOSING - NON SAFETY <i>Not suitable for child/pool safety</i></p>  <p>Face of gate and post are aligned.</p> <p>All mounting brackets and fasteners included.</p>	<p>READYFIT Brackets Models: <u>Bracket Material</u> 74108323T Aluminum</p> <p>SELF-CLOSING - SAFETY MODEL <i>Suitable for child/pool safety*</i> DO NOT PROP GATE OPEN</p>  <p>Face of gate and post are aligned.</p> <p>All mounting brackets and fasteners included.</p> <p>CAUTION: When used on swimming pool gates, always consult local authorities for swimming pool Codes. A gate-stop MUST be installed when using SF models. Gate MUST NOT be allowed to open past 90°. Doing so voids warranty.</p>
<p>READYFIT Brackets Models: <u>Bracket Material</u> 74001313T Aluminum</p> <p>NON SELF-CLOSING <i>Not suitable for child/pool safety</i></p>  <p>Face of gate and post are aligned.</p> <p>All mounting brackets and fasteners included.</p>	<p>Adjustable final Snap-close action in all "108" models. Use adjustment tool provided.</p> <p>V = Closing Speed S = Final Snap-Close Action</p> <p>Horizontal gate-gap variance 12-35mm Do not exceed gap of 1 3/8" (35mm). Alignment legs provide double face-fixing strength.</p> 



READYFIT PLAIN HINGE



READYFIT CLOSER



SureClose Hydraulic Hinges Flush Mount



FLUSH MOUNT INTERNALLY MOUNTED, HEAVY DUTY HYDRAULIC GATE HINGE CLOSERS

FEATURES

- Powerful, hidden hydraulics
- Maintenance free, with high corrosion resistance
- Multiple adjustment options (force, speed)
- Prevents gate-slam noise and gate damage
- Self-closes gates up to 120kg depending on combination
- Non-self-closing models available
- 50-micron anodizing (aluminum components)
- Weld-on models – no need to grind before welding
- Mounting brackets sold separately (see p1.35-1.36)




75001213
NON-SELF-CLOSING



75108213M SELF-CLOSING FROM 85°
Holds gate open at 90°With Final Snap-Close Action



75057223SF
SELF-CLOSING FROM 90°



Flush Mount swings in or out

75108223MSF SELF-CLOSING FROM 90°With Final Snap-Close Action

Aluminium Screw On (weld on also available - special order - enquire for lead time and pricing)

CODE*	MODEL	DESCRIPTION	MOUNTING
75001213	PLAIN HINGE	Non Self-Closing Hinge	Aluminum Screw-on
75057213M	HOLD OPEN	Hydraulic Hinge Closer	Aluminum Screw-on
75057223MSF	SAFETY **	Safety Hydraulic Hinge Closer	Aluminum Screw-on
75108213M	HOLD OPEN	Hinge Closer w/ Final Snap Action	Aluminum Screw-on
75108223MSF	SAFETY **	Safety Hinge Closer w/ Final Snap Action	Aluminum Screw-on

CAUTION: A gate-stop **MUST** be installed when using Safety models (SF). Gate **MUST NOT** be allowed to open past 90°. Doing so voids warranty. Based on max. gate size H1800 x W1000mm). For gates with greater HxW, or if weather conditions such as wind play a significant role, use hinge combinations with higher self-closing weight ratings.

HINGE COMBINATIONS	MAX SELF-CLOSING GATE WEIGHT
57 + Plain	40kg
57 + 57	80kg
108 + Plain	80kg
108 + 108	120kg
ACCESS CONTROL	WEIGHT CAPACITY
Plain + Plain	680kg

Gate mounting brackets included with hinge. Post-mounting brackets sold separately (see p1.35-1.36). Fasteners not included. ****Use only SAFETY closers on pool/safety gates. Hinges must be at least 900mm apart so they cannot be used as footholds by toddlers.**

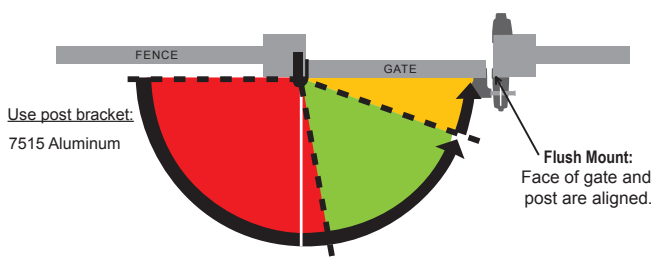
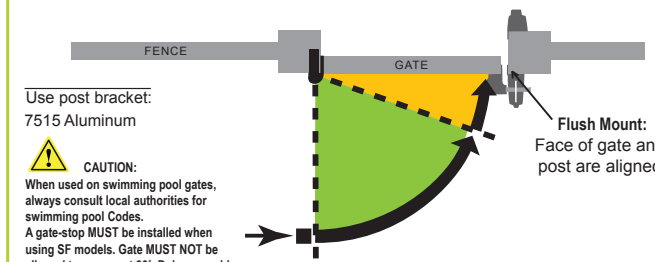
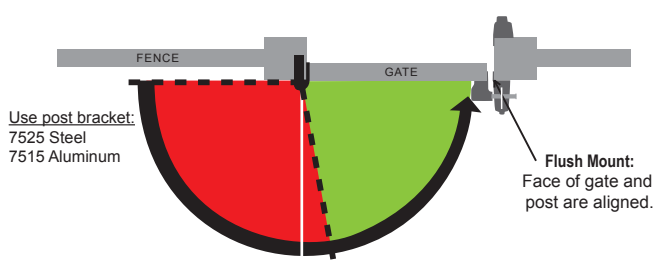
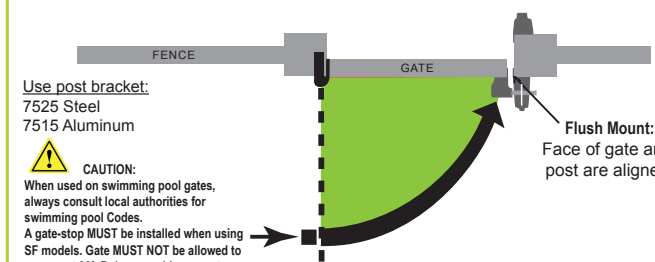
SureClose Hydraulic Hinges Flush Mount

Gate Function

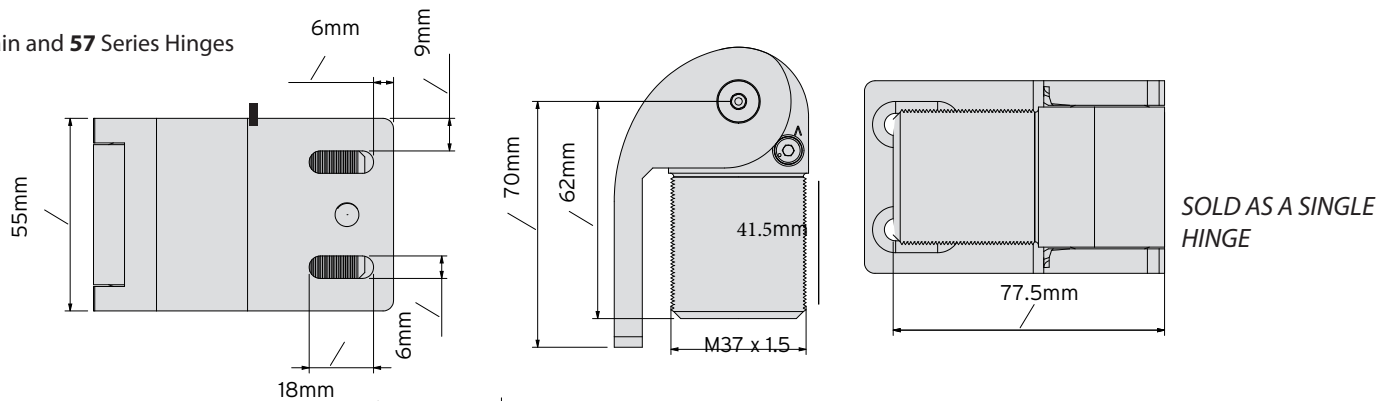
■ Hold-open
Not for safety gates

■ Self-closing
Speed adjustable

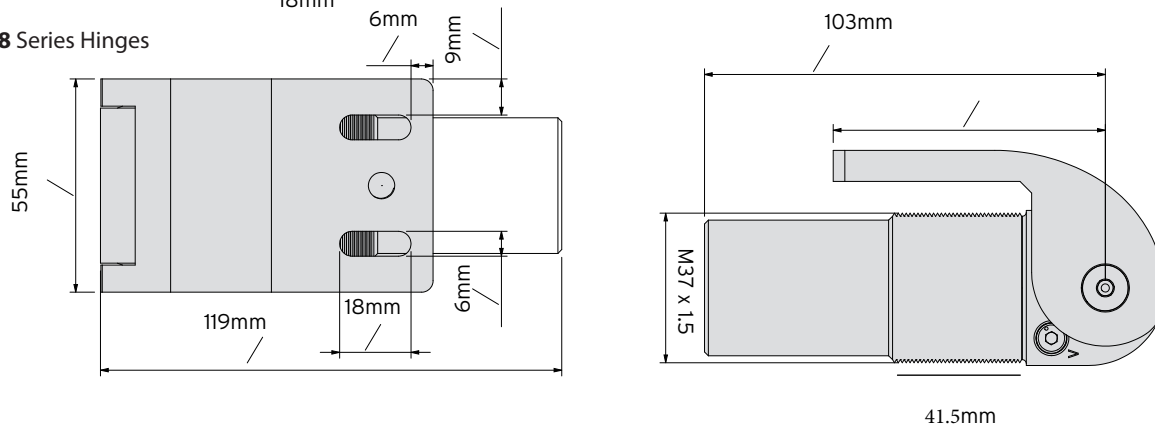
■ Final snap-close action
For electric/coded locks

<p>Flush Mount Brackets Models _____ Bracket Material _____ 75108213M Aluminum</p> <p>SELF-CLOSING - NON SAFETY Not suitable for child/pool safety</p>  <p>Use post bracket: 7515 Aluminum</p> <p>Flush Mount: Face of gate and post are aligned.</p>	<p>Flush Mount Brackets Models _____ Bracket Material _____ 75108223M Aluminum</p> <p>SELF-CLOSING - SAFETY (SF Model) Suitable for child/pool safety* DO NOT PROP GATE OPEN</p>  <p>Use post bracket: 7515 Aluminum</p> <p>CAUTION: When used on swimming pool gates, always consult local authorities for swimming pool Codes. A gate-stop MUST be installed when using SF models. Gate MUST NOT be allowed to open past 90°. Doing so voids warranty.</p> <p>Flush Mount: Face of gate and post are aligned.</p>
<p>Flush Mount Brackets Models _____ Bracket Material _____ 5057213M Aluminum</p> <p>SELF-CLOSING - NON SAFETY Not suitable for child/pool safety</p>  <p>Use post bracket: 7525 Steel 7515 Aluminum</p> <p>Flush Mount: Face of gate and post are aligned.</p>	<p>Flush Mount Brackets Models _____ Bracket Material _____ 75057223M</p> <p>SELF-CLOSING - SAFETY (SF Model) Suitable for child/pool safety* DO NOT PROP GATE OPEN</p>  <p>Use post bracket: 7525 Steel 7515 Aluminum</p> <p>CAUTION: When used on swimming pool gates, always consult local authorities for swimming pool Codes. A gate-stop MUST be installed when using SF models. Gate MUST NOT be allowed to open past 90°. Doing so voids warranty.</p> <p>Flush Mount: Face of gate and post are aligned.</p>

Plain and 57 Series Hinges



108 Series Hinges



SureClose Hydraulic Hinges Centre Mount



CENTRE MOUNT INTERNALLY MOUNTED, HEAVY DUTY HYDRAULIC GATE HINGE CLOSERS

- Maintenance free, with high corrosion resistance
- Screw-on or weld-on models available
- Multiple adjustment options
- Self-closes gates up to 120kg depending on combination
- Non-self-closing models available
- Prevents gate slam noise & gate damage
- 50-micron anodizing (aluminum components)
- Proprietary finish – no need to grind before welding!
- Mounting brackets sold separately (see p1.35-1.36)



75001113
NON-SELF-CLOSING



75057123M SF
SELF-CLOSING FROM 90°

75057113M
SELF-CLOSING FROM 85°
Holds gate open at 90°



75108113M
SELF-CLOSING FROM 85°
Holds gate open at 90° with
Final Snap-Close action

75108123M SF
SELF-CLOSING FROM 90°
with Final Snap-Close action


Aluminium Screw On (weld on also available - special order - enquire for lead time and pricing)

CODE*	MODEL	DESCRIPTION	MOUNTING
75001113	Plain	Non Self-Closing Hinge	Aluminum Screw-on
75057113M	HOLD OPEN	Hinge Closer	Aluminum Screw-on
75057123MSF	SAFETY	Safety Hinge Closer	Aluminum Screw-on
75108113M	HOLD OPEN	Hinge Closer w/ Final Snap Action	Aluminum Screw-on
75108123MSF	SAFETY	Safety Hinge/Closer Final Snap	Aluminum Screw-on

Gate mounting brackets included with hinge.
Post-mounting brackets sold separately (see p1.35-1.36). Fasteners not included.

****Use only "SAFETY" model closers on pool/safety gates. Hinges must be at least 900mm apart so they cannot be used as footholds by toddlers.**

CENTRE MOUNT SWINGS IN AND OUT



CAUTION: A gate-stop MUST be installed when using SAFETY models (SF). Gate MUST NOT be allowed to open past 90°. Doing so voids warranty.

Based on max. gate size H1800 xW1000mm). For gates with greater HxW, or if weather conditions such as wind play a significant role, use hinge combinations with higher self-closing weight ratings.

HINGE COMBINATIONS	MAX SELF-CLOSING GATE WEIGHT
57 + SM	40kg
57+57	80kg
108 + SM	80kg
108 + 108	120kg
ACCESS CONTROL	WEIGHT CAPACITY
SM + SM	680kg

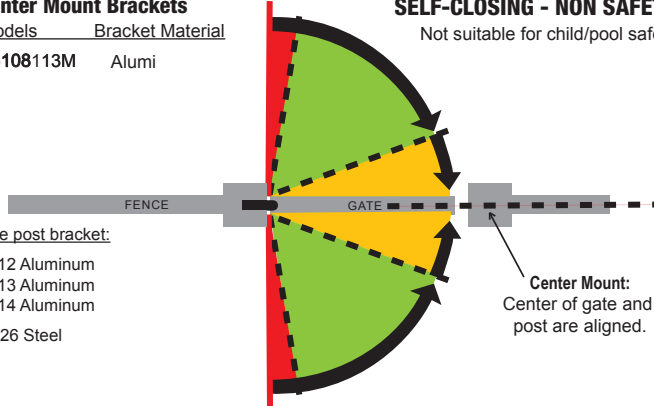
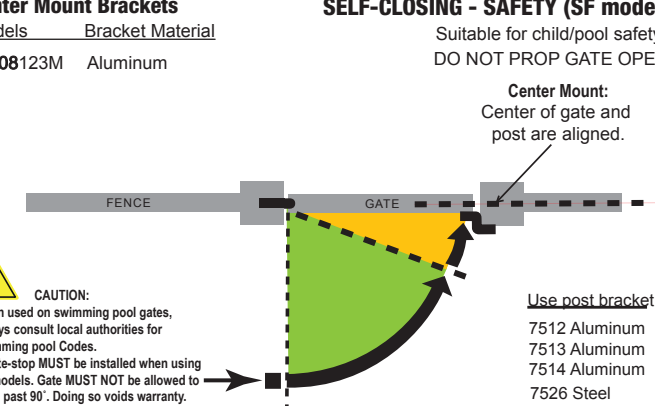
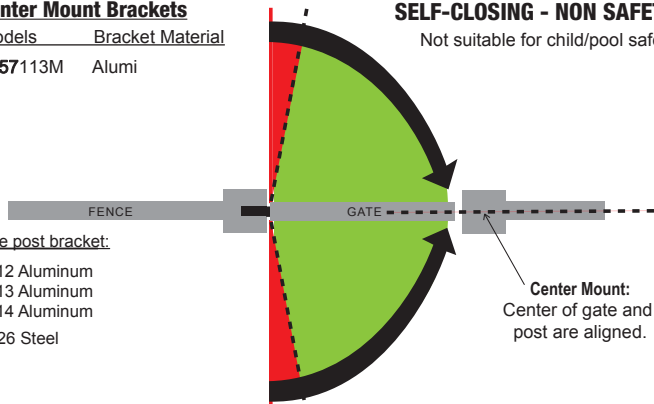
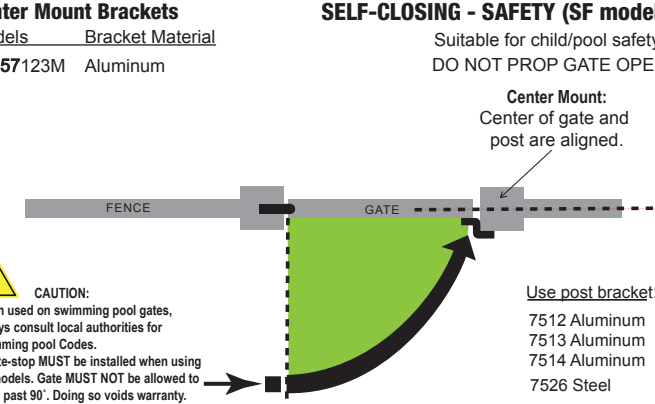
SureClose Hydraulic Hinges Centre Mount

Gate Function

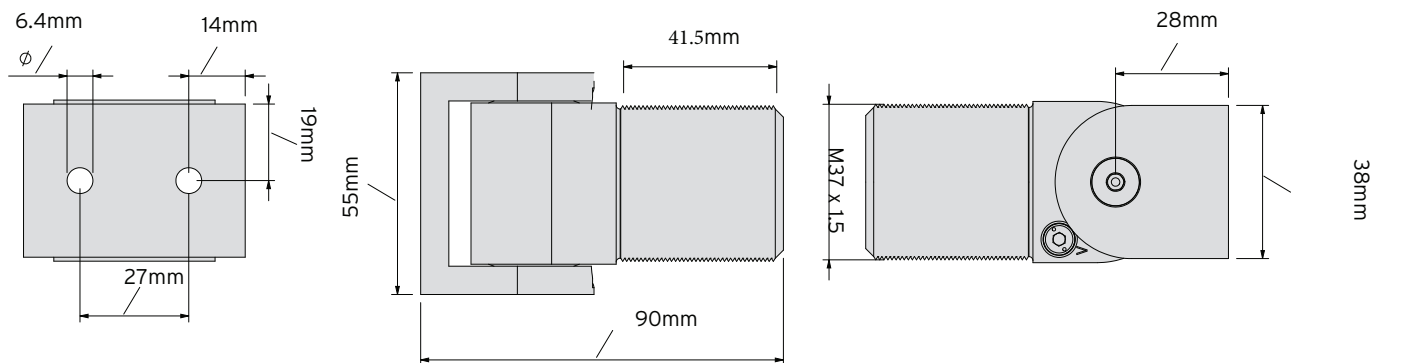
■ Hold-open
Not for safety gates

■ Self-closing
Speed adjustable

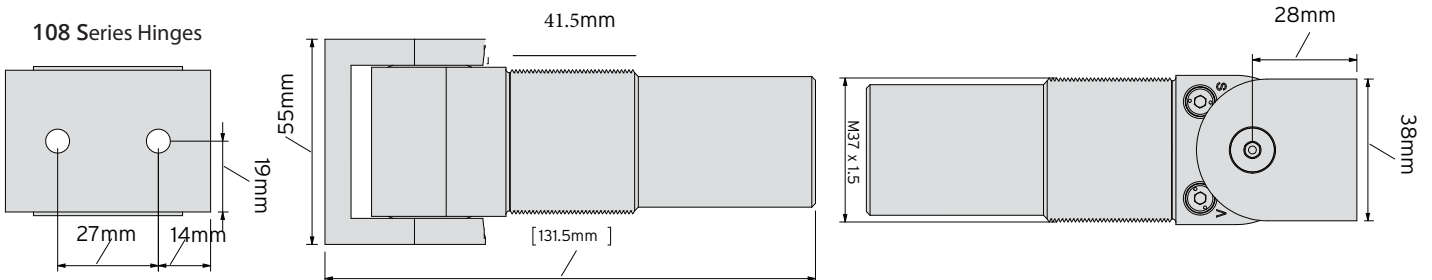
■ Final snap-close action
For electric/coded locks

<p>Center Mount Brackets Models <u>Bracket Material</u> 75108113M Alumi</p> <p>SELF-CLOSING - NON SAFETY Not suitable for child/pool safety</p>  <p>Use post bracket: 7512 Aluminum 7513 Aluminum 7514 Aluminum 7526 Steel</p> <p>Center Mount: Center of gate and post are aligned.</p>	<p>Center Mount Brackets Models <u>Bracket Material</u> 75108123M Aluminum</p> <p>SELF-CLOSING - SAFETY (SF model) Suitable for child/pool safety* DO NOT PROP GATE OPEN</p>  <p>Center Mount: Center of gate and post are aligned.</p> <p>CAUTION: When used on swimming pool gates, always consult local authorities for swimming pool Codes. A gate-stop MUST be installed when using SF models. Gate MUST NOT be allowed to open past 90°. Doing so voids warranty.</p> <p>Use post bracket: 7512 Aluminum 7513 Aluminum 7514 Aluminum 7526 Steel</p>
<p>Center Mount Brackets Models <u>Bracket Material</u> 75057113M Alumi</p> <p>SELF-CLOSING - NON SAFETY Not suitable for child/pool safety</p>  <p>Use post bracket: 7512 Aluminum 7513 Aluminum 7514 Aluminum 7526 Steel</p> <p>Center Mount: Center of gate and post are aligned.</p>	<p>Center Mount Brackets Models <u>Bracket Material</u> 75057123M Aluminum</p> <p>SELF-CLOSING - SAFETY (SF model) Suitable for child/pool safety* DO NOT PROP GATE OPEN</p>  <p>Center Mount: Center of gate and post are aligned.</p> <p>CAUTION: When used on swimming pool gates, always consult local authorities for swimming pool Codes. A gate-stop MUST be installed when using SF models. Gate MUST NOT be allowed to open past 90°. Doing so voids warranty.</p> <p>Use post bracket: 7512 Aluminum 7513 Aluminum 7514 Aluminum 7526 Steel</p>

Plain and 57 Series Hinges



108 Series Hinges

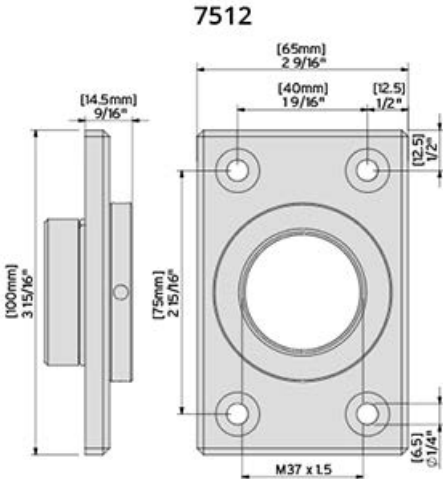


SureClose Hinge Brackets

BOLT ON CENTRE MOUNT BRACKETS



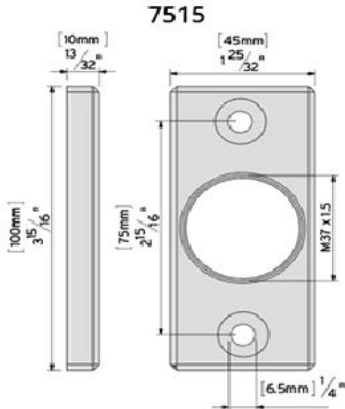
CODE: 7512



BOLT ON FLUSH OR CENTRE MOUNT BRACKET



CODE: 7515



SureClose Hinge Brackets and Gate Stop

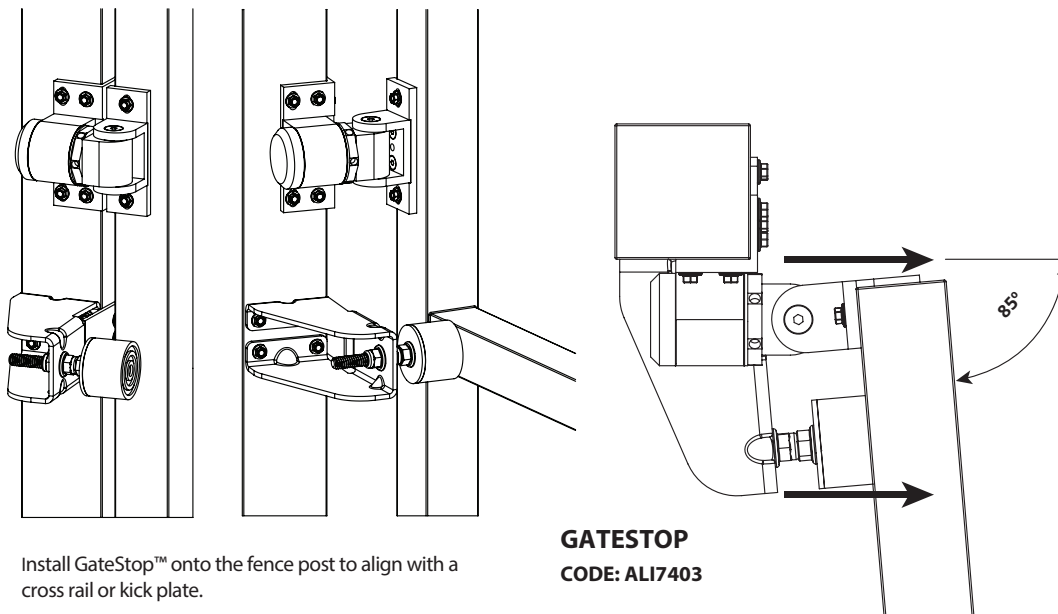
SURECLOSE GATESTOP



FEATURES

- Gate stops at 85° to prevent damage to hinge-closers
- Reduces wear on gate and lessens need to adjust hinges
- Semi-soft rubber bumper minimises gate bounce-back
- Weld or fasten - 12g Tek screws included (no need to grind off before welding)
- Custom finish rated to 1,000 hours of salt-spray and 500 hours UV
- Stainless steel components
- Horizontally adjustable to ensure maximum opening of 85°

For larger gaps, adjust hinge and gate-stop equally, ensuring the gate does not open past 85°.




Install GateStop™ onto the fence post to align with a cross rail or kick plate.

GATESTOP
CODE: ALI7403

SureClose Easy Closer

HYDRAULIC GATE CLOSER FOR CENTRE-HINGE MOUNTED GATES



EASY – Closer
CODE: ALI72108423

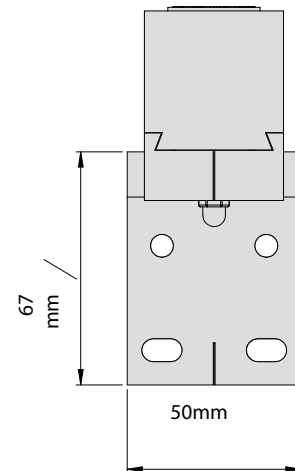
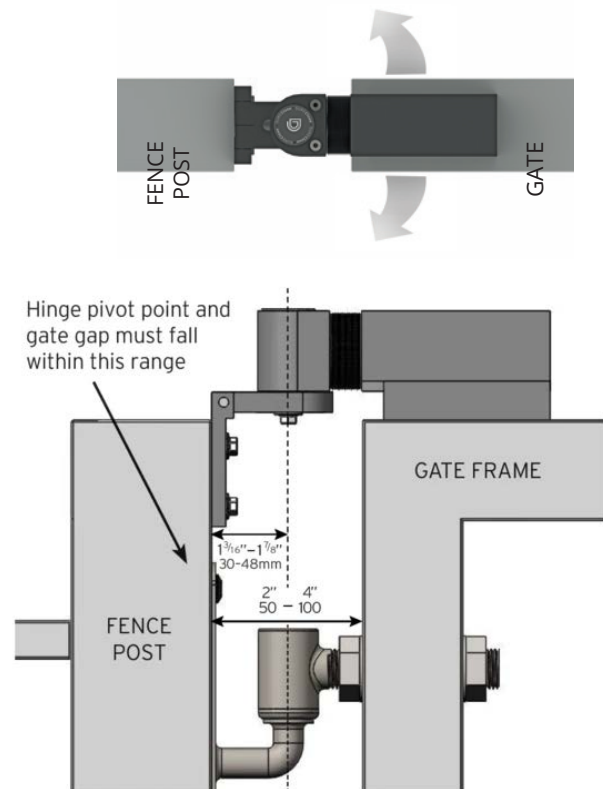
FEATURES

- Add-on hydraulic closer - smooth and quiet
- Adjustable self-closing speed & final snap action
- Usable with most center-mounted hinges
- Easy to install: mounts to top of gate
- Self-closes gates up to 80kg
- Horizontally adjusts: up to 100mm gate gaps
- Opens to, & self-closes from, 90° (no hold-open)
- Maintenance free: never add fluid
- High corrosion resistance - 50-micron anodizing
- Includes gate and post mounting brackets

GATE WIDTH & HEIGHT	MAX SELF-CLOSING GATE WEIGHT
1000mm wide 1800mm high	80kg
1200mm wide 1800mm high	60kg

CAUTION: Based on max. gate width 1000mm and 1200mm, height 1800mm. For gates with greater W, or if weather conditions such as wind play a significant role, use a different model of SureClose® hinge + closer combination with higher self-closing weight ratings.

CAUTION: A gate-stop **MUST** be installed when using Safety (SF) models. Gate **MUST NOT** be allowed to open past 90°. Doing so voids warranty. *All EASY closers include fasteners, gate and post mounting brackets.



GATE FUNCTION

EASY - Closer	SELF-CLOSING - SAFETY (SF Model)
Models	Bracket Material
72108423	Aluminum
Mounting Brackets & Fasteners included	
	Suitable for child/pool safety* DO NOT PROP GATE OPEN
	Center Mounted: Center of gate and post are aligned.
<p>CAUTION: When used on swimming pool gates, always consult local authorities for swimming pool Codes. A gate-stop must be installed when using SF models. Gate MUST NOT be allowed to open past 90°. Doing so voids warranty.</p>	

- Self-closing Speed adjustable
- Final snap-close action For electric/coded locks

Gate will not hold open at 90° (OK for safety gates). Do NOT use a hinge with a 90° hold-open feature (-) for pool/child safety gates.

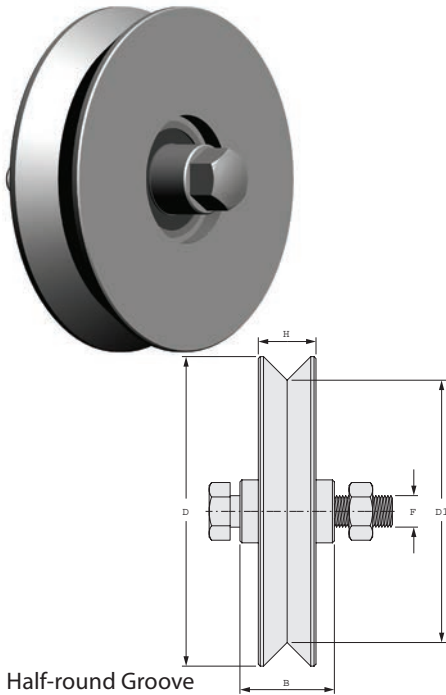
Section 2

Sliding, swing & cantilever gate hardware from

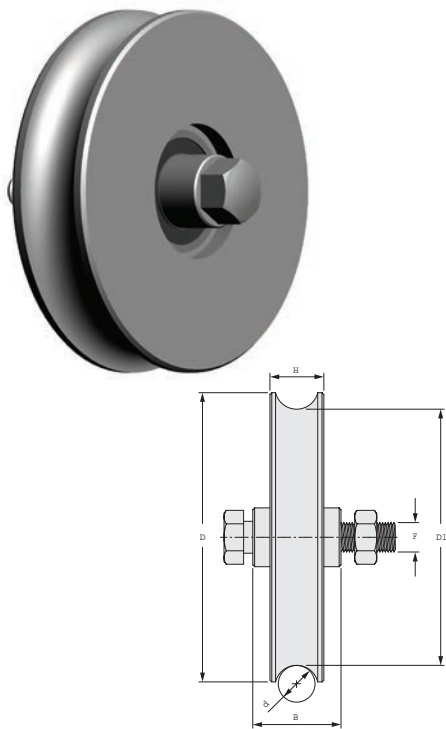


ZINC PLATED WHEELS

V Groove

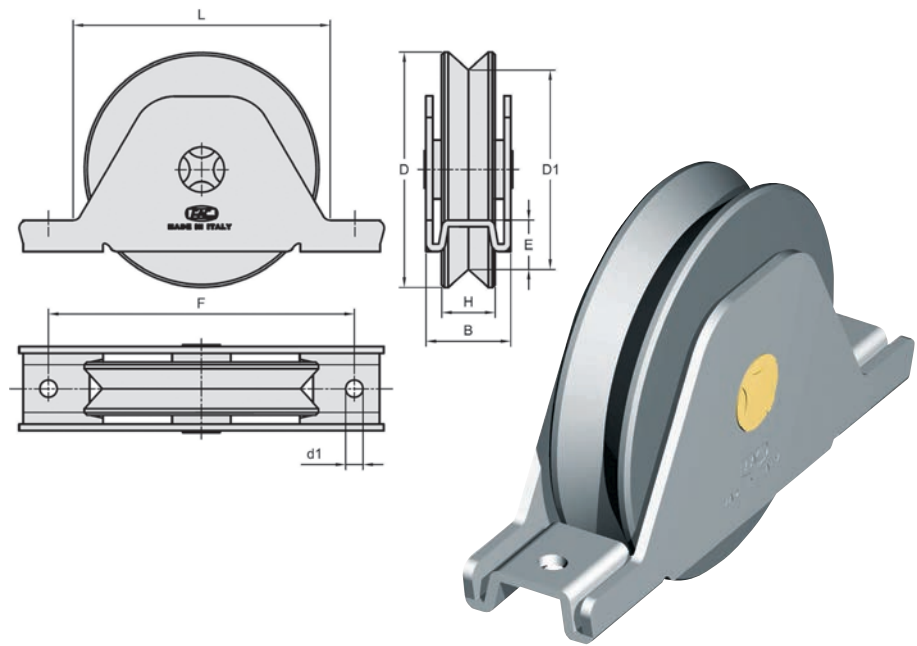


Half-round Groove

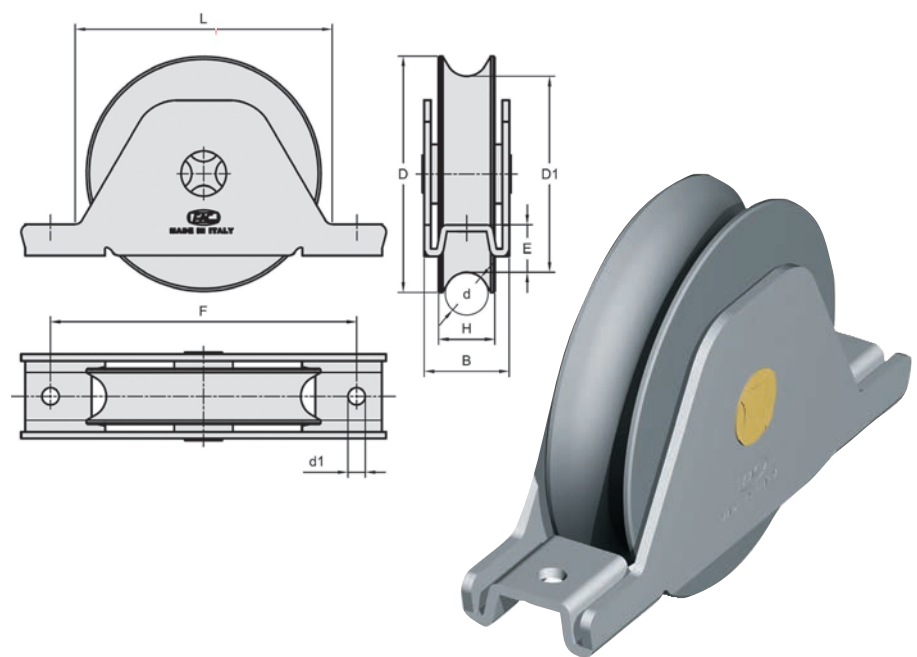


ZINC PLATED WHEELS WITH SUPPORT BRACKETS

V Groove



Half-round Groove

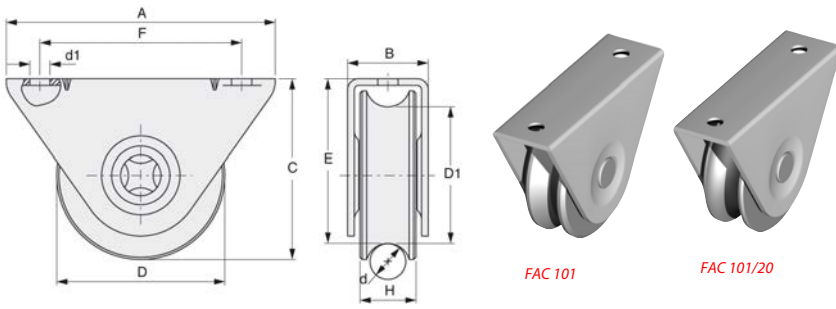


Code	D	D1	d	B	H	F	Load*
	mm	mm	mm	mm	mm	mm	kg
V Groove							
FAC 303	78	65	n/a	24	18	12	150
FAC 305	90	75	n/a	34	20	12	170
FAC 305.2	90	69	n/a	34	30	14	300
FAC 307	120	104	n/a	34	22	12	200
FAC 407	120	99	n/a	34	30	14	400
Half-round Groove							
FAC 303/16	78	60	16	24	21	12	150
FAC 305/16	90	73.5	16	34	21	12	170
FAC 305/20	90	72	20	34	24	12	170
FAC 455	120	100	20	34	30	14	400
FAC 305/16.2	90	75	16	34	30	14	300

Code	D	D1	d	B	H	E	F	L	d1	Load*
	mm	mm	mm	mm	mm	mm	mm	mm	mm	kg
V Groove										
FAC 726.75	78	65	n/a	29	18	17	105	83	9.0	180
FAC 731.90	90	75	n/a	33	20	18	122-115	106	8.5	200
FAC 731.120	120	103	n/a	38	25	23	150	130	9.0	400
Half-round Groove										
FAC 728.75	78	60	16	29	21	15	105	83	9.0	200
FAC 733.90/16	90	73	16	33	20	17	122-115	106	8.5	200
FAC 733.90/20	90	72	20	33	24	17	122-115	106	8.5	200
FAC 733.120/16 FAC	120	103	16	38	25	24	150	130	9.0	400
733.120/20	120	102	20	38	25	23	150	130	9.0	400

Sliding Gate Wheels & Track

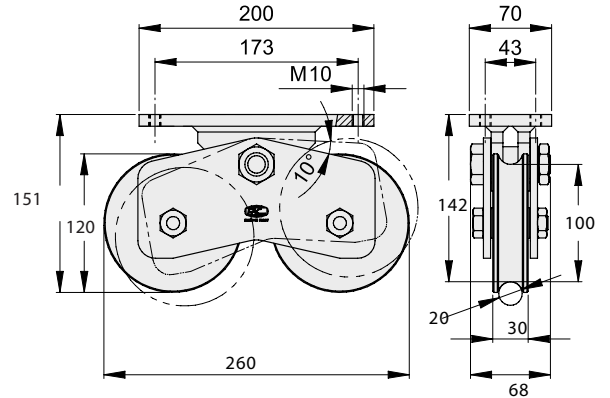
ZINC PLATED UNDER CARRIAGE WHEELS



Double U Groove wheel with rocker arm and drilled fixing plate
Max Load 900kg per carriage
CODE: FAC 743/120




Code	A	F	D	D1	d	d1	B	C	H	E	Load*
V Groove	mm	mm	m	mm	mm	mm	mm	mm	mm	mm	kg
FAC 101	120	90	78	60	n/a	8.5	36	80	25	74	200
FAC 127	140	108	100	83	n/a	8.5	38	107	25	100	400
Half-round Groove	mm	mm	m	mm	mm	mm	mm	mm	mm	mm	*per wheel
FAC 101/16	120	90	78	60	16	8.5	36	80	25	74	200
FAC 101/20	120	90	78	57	20	8.5	36	80	25	74	200
FAC 127/20	140	108	100	80.5	20	8.5	38	107	25	100	400



ELECTRO-GALV HALF-ROUND TRACK


Suitable for "in-concrete" application, joint pin available



Code	A	B	d	g	Sp	L
	mm	mm	mm	mm	mm	m
FAC 816/Z3	50	50	16	11	2.5	3
FAC 816/ZF	50	50	16	11	2.5	6

COUPLING

For FAC 816/Z



Code	D	L
	mm	mm
FAC 816G	11	100

STAINLESS STEEL WHEELS

Dimensions per galvanised equivalent

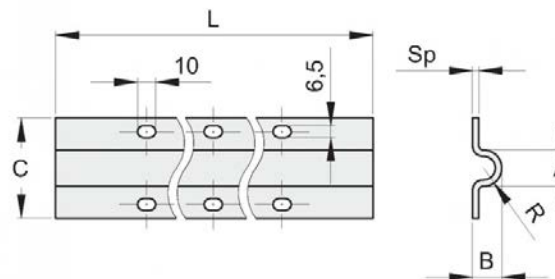


Code	Shape	Dia	Other dimens.
		mm	
FAC 1101 SS	V	75	Per FAC 101
FAC 1101/16 SS	U	75	Per FAC 101/16
FAC 1107 SS	V	90	Per FAC 731.90
FAC 1107/16 SS	U	90	Per FAC 733.90/16
FAC 1107/20 SS	U	90	Per FAC 733.90/20
FAC 1207/20 SS	U	120	Per FAC 733.120/20

DRILLED, ELECTRO-GALV HALF-ROUND TRACK



Code	L	A	B	C	R	Sp
	m	mm	mm	mm	mm	mm
FAC 716/ZF	6	16	16	53	8	3
FAC 716/ZF/3	3	16	16	53	8	3
FAC 720/ZF	6	20	16	55	10	3.5

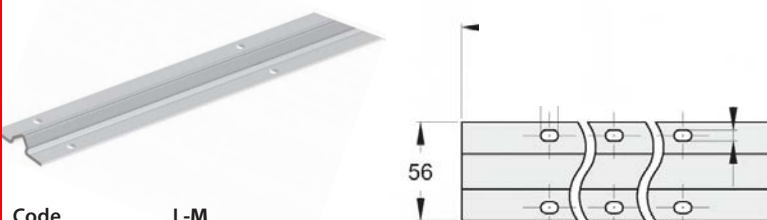


NEW!!

STAINLESS 20MM HALF-ROUND TRACK

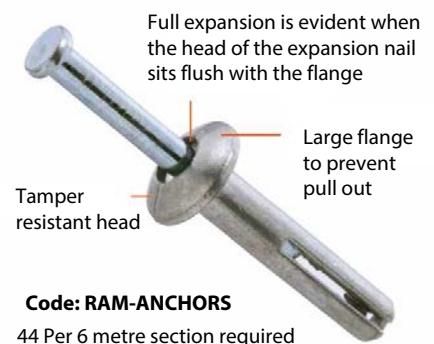
DO-720SS/3M 314 Stainless Steel 3m Lengths

DRILLED, ELECTRO-GALV V TRACK



Code	L-M
FAC 701/ZF	6
FAC 701/ZF/3	3

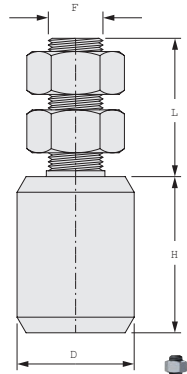
SHURE DRIVE ANCHORS



Sliding Gate Rollers & Brackets

NYLON ROLLERS

Short or long



Code	D mm	H mm	L mm	F mm
N117	30	40	34	M14
N118	40	60	41	M16
N118 Black	40	60	41	M16
N118 With O Ring	40	60	41	M16
N118.4	40	250	42	M16
N118.6	40	150	42	M16

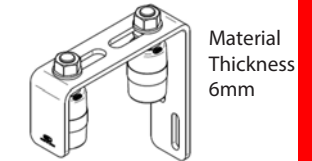
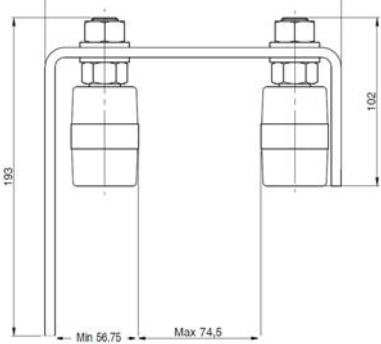
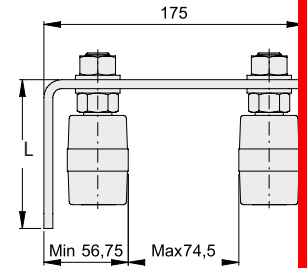
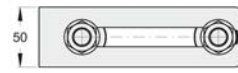


ADJUSTABLE GUIDE BRACKET

With or without rollers



Code	Height (L)	N118
N224L	100mm	2
N224NR	100mm	0



Long sided bracket with return

Code Height (L) N118

N224L/3 175mm 2

N2243NR 175mm 0

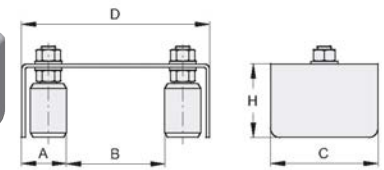
LONG ROLLER WITH BRACKET



Code	D mm	H mm	A mm	B mm	L mm	M mm	d mm
N118.7	40	150	184	40	51	110	9
N118.5	40	250	299	40	51	200	9

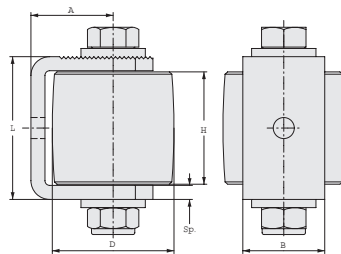
2X ROLLER ADJUSTABLE GUIDE BRACKET

With or without rollers



Code	A mm	B mm	C mm	D mm	H mm	ROLLER
N225.2.18	50-99	4-110	120	210	82	N118 x2
N225NR	Bracket Only					

ROLLER WITH ADJUSTABLE BRACKET



Code	D mm	H mm	A mm	L mm	B mm	Sp mm
N166.S	52	48	35-43	61	35	6

ZINC PLATED COVER FOR SHORT ROLLER

Roller not included

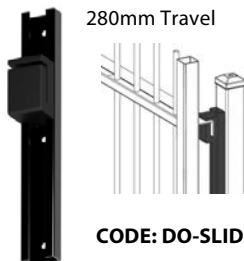


Code	A mm	B mm	C mm	d mm
N117C	39	33.5	57	14
N118C	50	43.5	78	16

SLIDE GUIDE

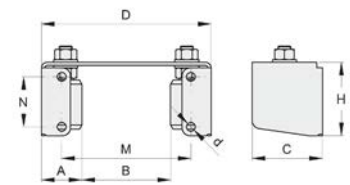
SELF ADJUSTING SLIDE GATE SUPPORT

280mm Travel



CODE: DO-SLIDEGUIDE

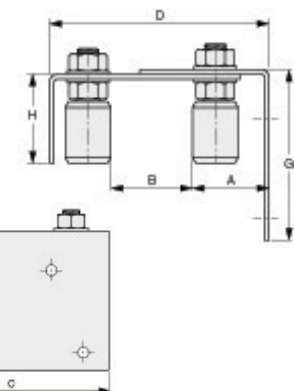

TWO-COLUMN FIXING



Code	A mm	B mm	C mm	D mm	H mm	M mm	N mm	d mm	ROLLER
N228.18	50-103	4-110	87	210	90	160	61	9	N118 x2

4X ROLLER, ADJUSTABLE UPPER GUIDE BRACKET

With or without rollers



Code	A mm	B mm	C mm	H mm	G mm	ROLLER
N217	40-80	40-60	220	59	59	N117 x 4
N218	50-87	60-80	350	82	82	N118 x 4
N217L (wall)	40-80	40-60	220	59	120	N117 x 4
N218L (wall)	50-87	60-80	350	82	200	N118 x 4
N218NR	50-87	60-80	350	82	82	Bracket Only

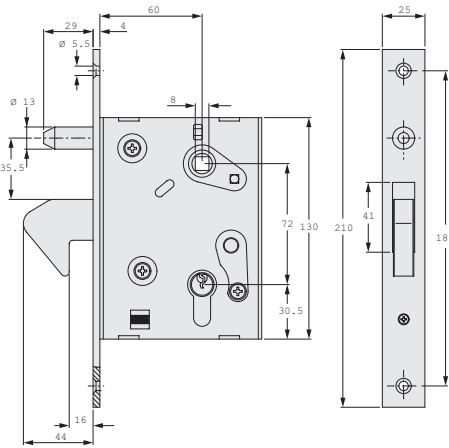
Sliding Gate Accessories

HOOK LOCK

Complete with cylinder & keys



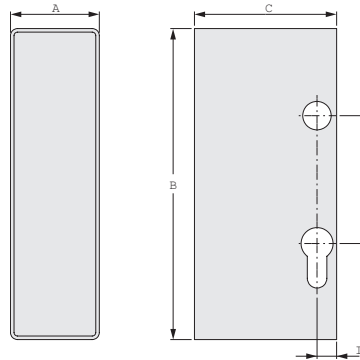
Code
FAC 350



HOOK LOCK COVER BOX

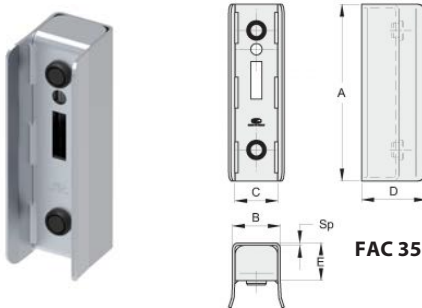


Code	A	B	C	D	I
	mm	mm	mm	mm	mm
FAC 351/40	40	175	78	72	20



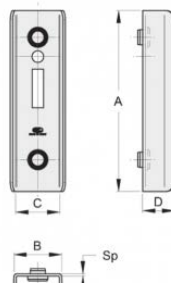
ZINC PLATED HOOK LOCK STRIKE BOX

With removable rubber stoppers



Code	A	B	C	D	E	Sp
	mm	mm	mm	mm	mm	mm
FAC 356.40	216	48	42	74	46	3
FAC 355.50	216	58	52	37.5	-	3

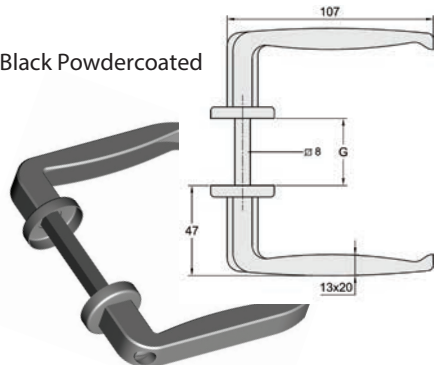
FAC 355.50



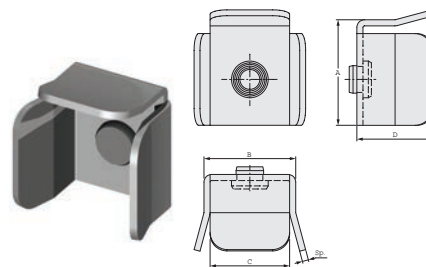
FAC 350 SET Includes lock, cover and strike box

ALLOY HANDLE FOR HOOK LOCK ZINC PLATED SAFETY STRIKE

Black Powdercoated



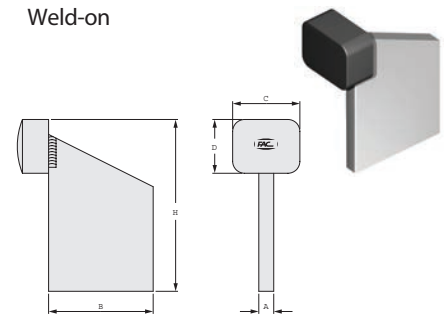
Code G
FAC MV/40 40-50mm



Code	A	B	C	D	Sp
	mm	mm	mm	mm	mm
FAC 357.40	59	52	44	45	4
FAC 357.50	69	62	54	50	4
FAC 357.60	79	72	64	55	4
FAC 357.80	99	94	86	65	4

ZINC PLATED END STOP

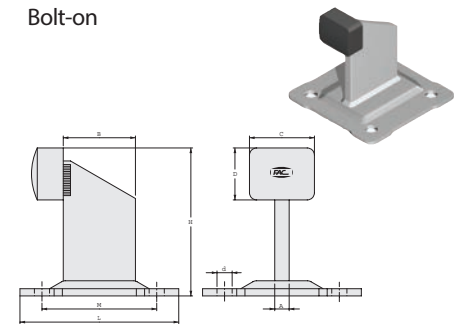
Weld-on



Code	A	B	C	D	H
	mm	mm	mm	mm	mm
FAC 115	8	50	35	30	92

ZINC PLATED END STOP


Bolt-on



Code	A	B	C	D	L	H	M	d
	mm	mm	mm	mm	mm	mm	mm	mm
FAC115P	10	40	35	30	90	101	64	9

ZINC PLATED END STOP


Bolt-on - with damper



Code	A	C	D	E	L	H	M	d
	mm	mm	mm	mm	mm	mm	mm	mm
FAC 116AP	8	38	42	115/150	110□	103	80□	11

ZINC PLATED END STOP

Straddles the track - useful for retro-fitting

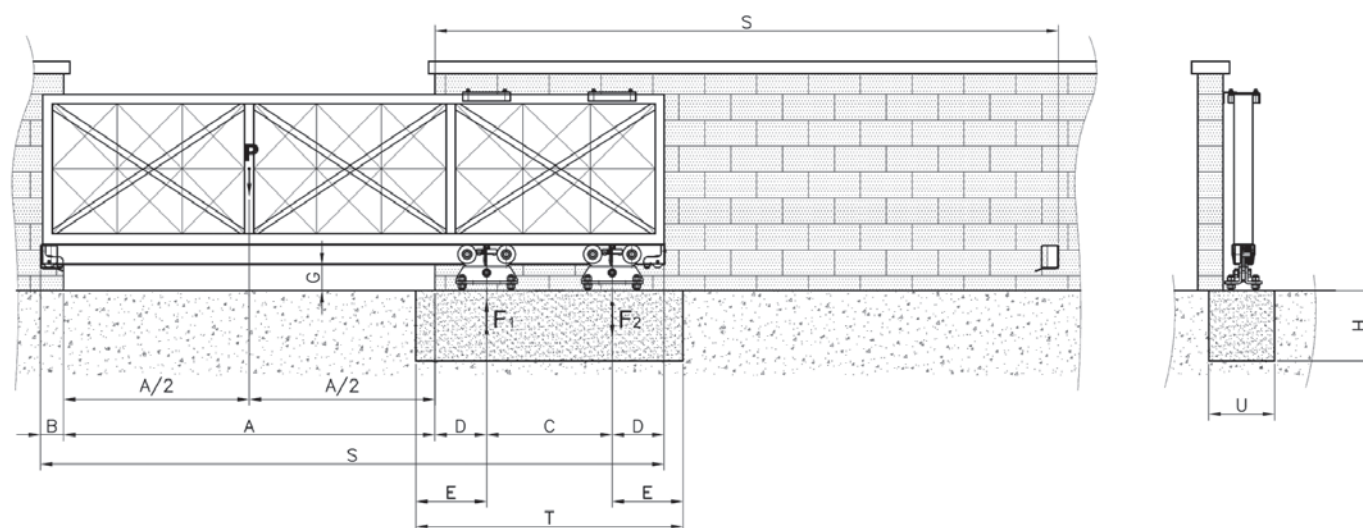


100 x 120 x 150H

Code
ART 12416-001



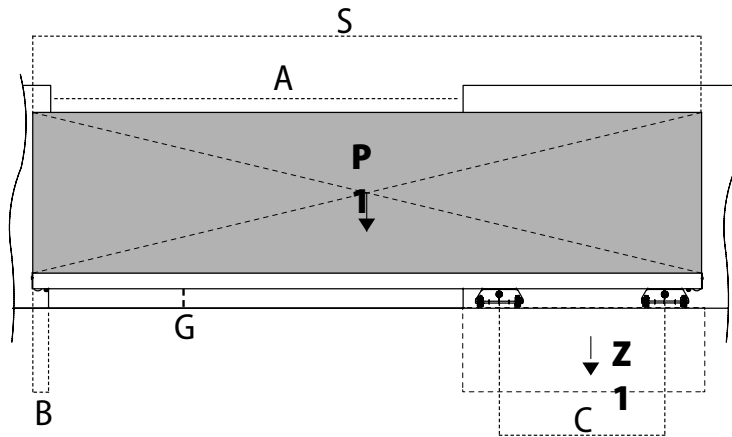
DIAGRAM



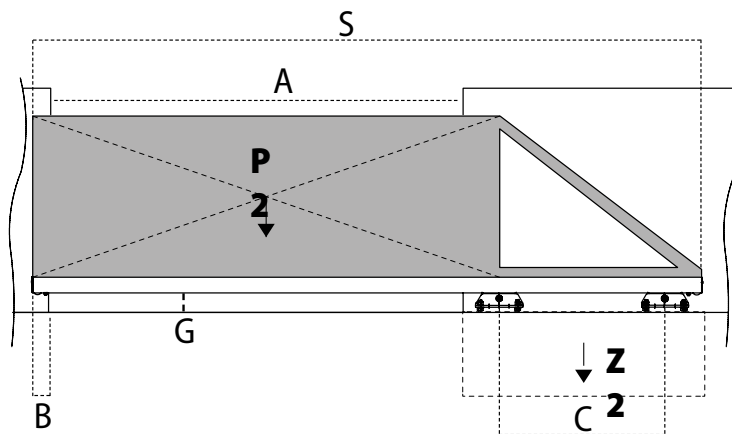
DEFINITIONS OF PARAMETERS AND CONSTANTS

- P** Total weight of the gate in kg (including cantilever components, rail, track etc.) considered applied at mid-opening
- A** Overall opening in metres
- B** Space required for the end stop
- C** Distance between the centre of the support roller carriages in metres (recommended $C_{min}=A/3$, and in any case the value of C must be between $A/4$ and A)
- D** Distance between the centre of the inner carriage and the opening in metres (required for housing the end wheel)
- G** Minimum gate height from the ground
- S** Total length of the gate in metres = space necessary alongside the opening for the installation of the cantilever gate
- F1** Compression force in kgf (the greatest force to which the gate is subjected)
- F2** Traction force in kgf (reaction to balance the cantilevered part)
- Z_{min}** Minimum weight of the cement base in kg
- T,U,H** Dimensions of the cement base in metres

Cantilever Gates



Uniform Load



Uneven Load

CHOICE OF GATE SERIES

Series		F1 ^{max}	D	A	B	E ^{min}	U ^{min}	H ^{min}	
		kgf	m	m	m	m	m	m	
Mini	"800"	500	0.115	2-5	0.10	0.25	0.4	0.5	Up to 5m opening
Light	"900"	800	0.195	3-7	0.13	0.30	0.5	0.5	Up to 7m opening
Medium	"1000"	1,350	0.260	4-10	0.15	0.35	0.6	0.6	Up to 10m opening
Heavy	"2000"	2,000	0.290	6-14	0.15	0.45	0.8	0.6	Up to 14m opening
E.Heavy	"2000H"	4000	0.435	8-20	0.155	0.60	1.0	0.8	Up to 20m opening
S.Heavy	"3000H"	6400	0.65	8-26	0.155	0.60	1.0	0.8	Up to 26m opening

Maximum openings are a guide only and are dependent on gate design. Please contact BTI for spec verification before ordering

CALCULATIONS OF FORCES AND DIMENSIONS

$$F2 = \frac{P \times (A/2 + D)}{C} \quad C_{min} = \frac{P \times (A/2 + D)}{F1_{max} - P} \quad P_{max} = \frac{P \times (A/2 + D)}{C + D + A/2}$$

$$F1 = F2 + P \quad Z_{min} = 2.5 \times F2 \quad Z = 2000 \times T \times U \times H$$

$$S_{min} = A + C + B + 2 \times D$$

Remember that all the values calculated using the formulae or obtained from the table are limit values to guarantee a minimum margin of safety and a life in excess of one million complete turns of the carriage wheels. The use of values higher than the minimum and lower than the maximum will always be to the advantage of safety, of better gate operation and of a longer life for the components.

CONTEMPLATING CANTILEVER?

Self-supporting cantilever gates are increasingly popular (especially in high traffic situations) owing to the lack of an on-ground track. Our 'mini' and 'light' series are suitable for upmarket residential gate applications, including aluminium.

BTI can supply a dimensional drawing (including concrete foundations) and a full components list with pricing

1. **Measure** The overall gate opening ('A' above) and estimate the gate weight excluding the cantilever componentry ('P' above)
2. **Contact** BTI with your measurements: email: sales@btihardware.co.nz

Components for Cantilever Gates - Mini Series

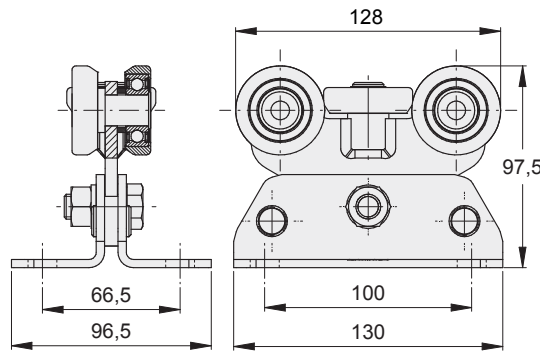
FOR GATES UP TO 5M OPENING (subject to gate weight)

SUPPORT ROLLER

Two per gate




Code FAC 810



CANTILEVER KIT - MINI

Delivers 10% saving



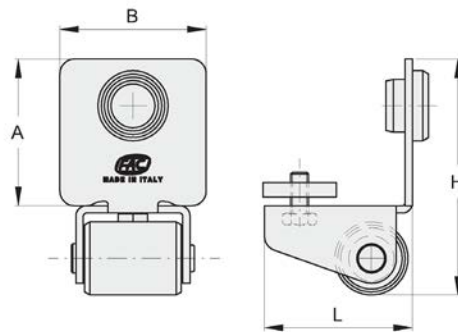
BTI code FAC MINI C/L KIT
 Support rollers 2x FAC 810
 Guide roller 1x FAC 823
 End stop 1x FAC 833
 Track/channel (6m) 1x FAC P.44Z

We recommend Cantilevers are supported in both the open and closed position

GUIDE ROLLER



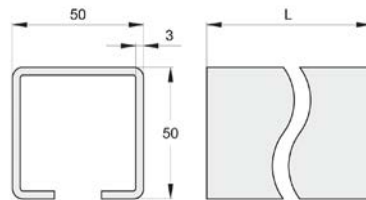
Code Dimensions (mm)
 FAC 823 A=50; B=50; L=50; H=80;



CANTILEVER TRACK



Code	L	Material
FAC P44MZ	6	Zinc galv
FAC P44MZ/3	3	Zinc galv

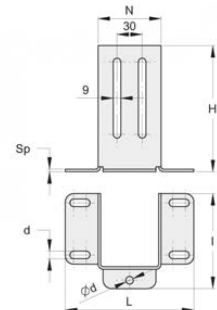
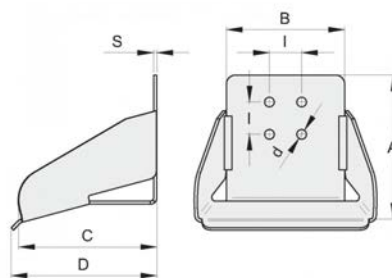


OPTIONAL EXTRAS: BRACKET FOR END STOP

END STOP



Code Dimensions (mm)
 FAC 833 A=90; B=62; C=87; D=93; I=30; S=3; d=9



Code Dimensions (mm)
 FAC 935 H=150; I=113; L=153; N=75;
 Sp=3; d=9




PLATE WITH ROLLERS



page 51

UPPER LIMIT STOP



page 52

Components for Cantilever Gates - Light

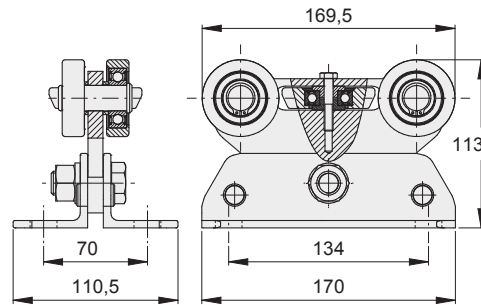
FOR GATES UP TO 7M OPENING (subject to gate weight)

SUPPORT ROLLER

Two per gate




Code FAC 910



CANTILEVER KIT - LITE


Delivers 10% saving



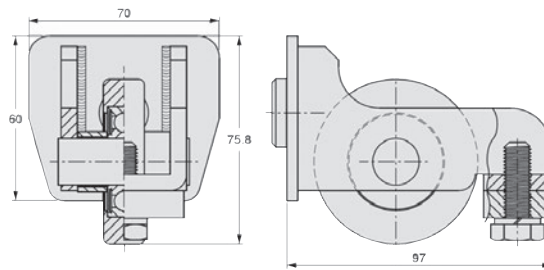
BTI code	LITE C/L KIT
Support rollers	2x FAC 910
Guide roller	1x FAC 920
End stop	1x FAC 930
Track/channel (6m)	1x FAC P.53Z

We recommend Cantilevers are supported in both the open and closed position

GUIDE ROLLER

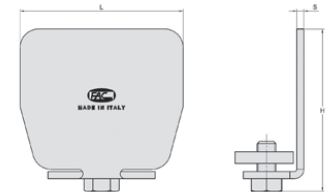
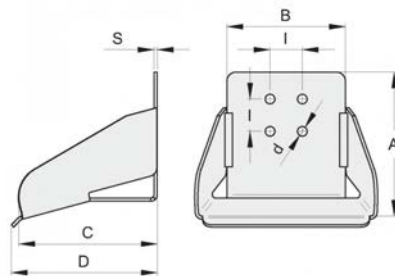


Code FAC 920



OPTIONAL EXTRAS: TRACK FACE PLATE

END STOP

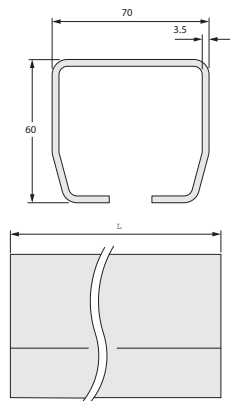


Code Dimensions (mm)

FAC 930 A=96; B=80; C=116; D=132; I=30; S=3; d=9

Code	L	S	H mm
FAC 925	70.0	3.0	69.5

CANTILEVER TRACK

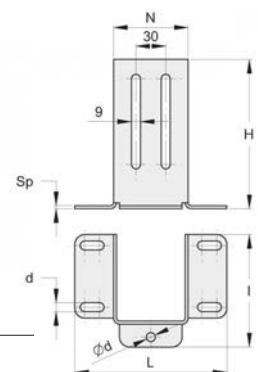


Code	L(m)	Material
FAC P53.MZ	6	Zinc galv
FAC P53MZ/3	3	Zinc galv

BRACKET FOR END STOP



CODE: 935



Dimensions

H=150; I=113; L=153; N=75; Sp=3; d=9



NEW!



FAC 1204/P53



FAC 2350

PLATE WITH ROLLERS

page 51

UPPER LIMIT STOP

page 52

Components for Cantilever Gates - Medium Series

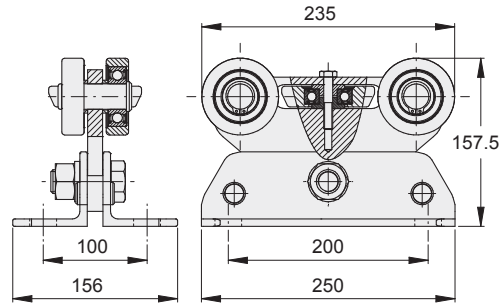
FOR GATES UP TO 10M OPENING (subject to gate weight)

SUPPORT ROLLER

Two per gate




Code FAC 1010S



CANTILEVER KIT-MEDIUM

Delivers 10% saving



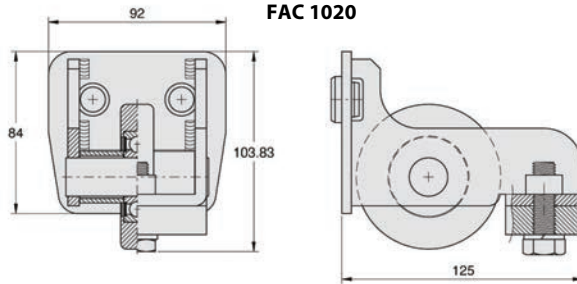
BTI code MED C/L KIT
 Support rollers 2x FAC 1010S
 Guide roller 1x FAC 1020
 End stop 1x FAC 1030-2030
 Track/channel (6m) 1x FAC P.75M.Z

We recommend Cantilevers are supported in both the open and closed position

GUIDE ROLLER




FAC 1020



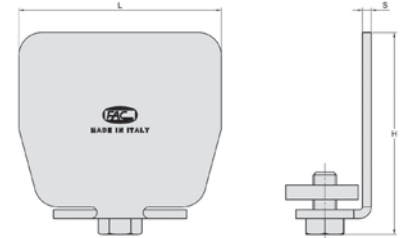
FAC 1020

Code
 FAC 1020 No alignment rollers
 FAC 1021 Alignment rollers



FAC 1021

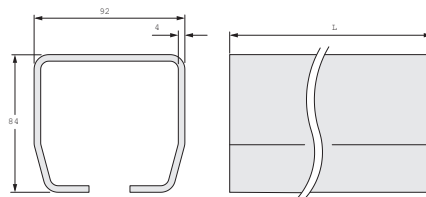
OPTIONAL EXTRAS: TRACK FACE PLATE



Code	L	S	H
	mm	mm	mm
FAC 1025	94.0	4.0	94.5

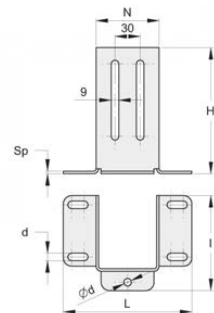
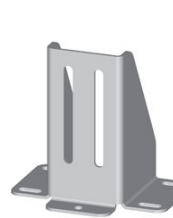
CANTILEVER TRACK

Zinc Galv



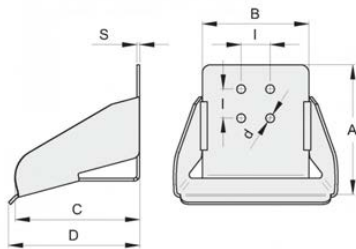
Code	L	Material (mm)
FAC P75M.Z/3	3	Zinc galv
FAC P75M.Z	6	Zinc galv

BRACKET FOR END STOP



Code Dimensions
 FAC 1035 H=210; I=150; L=177; N=92; Sp=5; d=11

END STOPS



END STOPS USE:
 FAC 1030-2030 For FAC 1020
 FAC 2031 For FAC 1021


Code Dimensions (mm)
 FAC 1030-2030 A=134; B=110; C=129; D=136; I=30; S=3; d=9

PLATE WITH ROLLERS



page 51

UPPER LIMIT STOP



page 52

NEW!



FAC 1204/P75



FAC 2350

Code Dimensions (mm)
 FAC 2031 A=130; B=115; D=133; I=30; S=5; d=9

Components for Cantilever Gates - Heavy Series

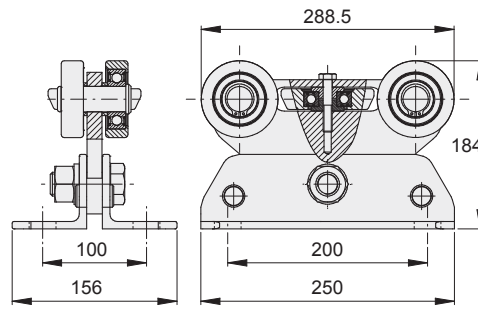
FOR GATES UP TO 14M OPENING (subject to gate weight)

SUPPORT ROLLER

Two per gate




Code FAC 2010



CANTILEVER KIT- HEAVY

Delivers 10% saving



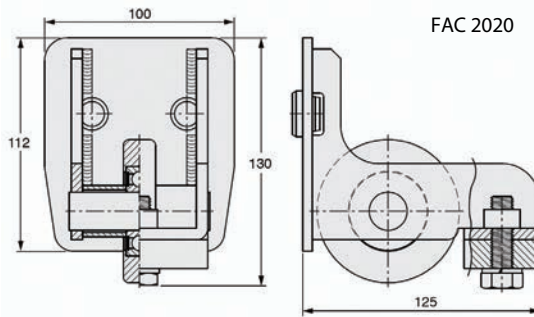
BTI code HVY C/L KIT
 Support rollers 2x FAC 2010
 Guide roller 1x FAC 2020
 End stop 1x FAC 1030-2030
 6m track/channel 1x P100LM.Z

We recommend Cantilevers are supported in both the open and closed position

GUIDE ROLLER



FAC 2020



Code
 FAC 2020 No alignment rollers
 FAC 2021 Alignment rollers



FAC 2021

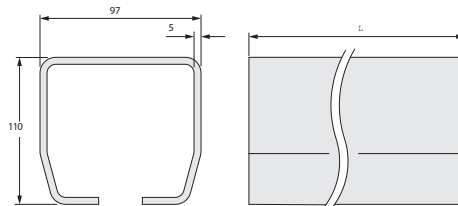
OPTIONAL EXTRAS TRACK FACE PLATE



Code	L	S	H
	mm	mm	mm
FAC 2025	100.0	4.0	122.5

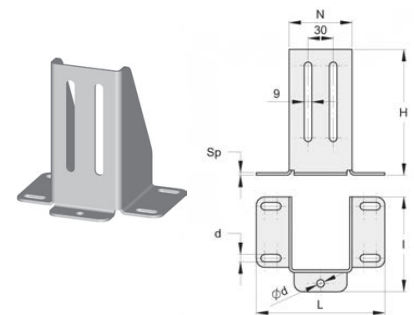
CANTILEVER TRACK

Zinc Galv



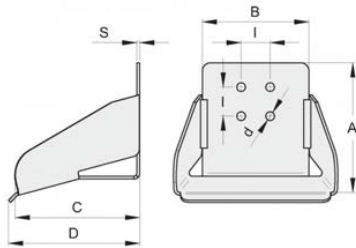
Code	L (mm)	Material
FAC P100LM.Z/3	3	Zinc galv
FAC P100LM.Z	6	Zinc galv

BRACKET FOR END STOP



Code	Dimensions
FAC 1035	H=210; I=150; L=177; N=92; Sp=5; d=11

END STOPS



Code	Dimensions (mm)
FAC 1030-2030	A=134; B=110; C=129; D=136; I=30; S=3; d=9

END STOPS USE:
 FAC 1030-2030 For FAC 2020
 FAC 2031 For FAC 2021

NEW!

PLATE WITH ROLLERS



page 51



FAC 1204/P100



FAC 2350

Code	Dimensions (mm)
FAC 2031	A=130; B=115; D=133; I=30; S=5; d=9

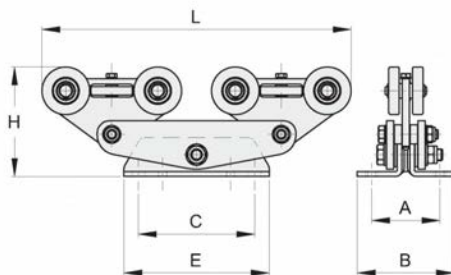
Components for Cantilever Gates - 2000H Extra Heavy

SUITABLE FOR GATES UP TO 20M OPENING (subject to gate weight)

SUPPORT ROLLER



FAC 2000H



Dimensions (mm)

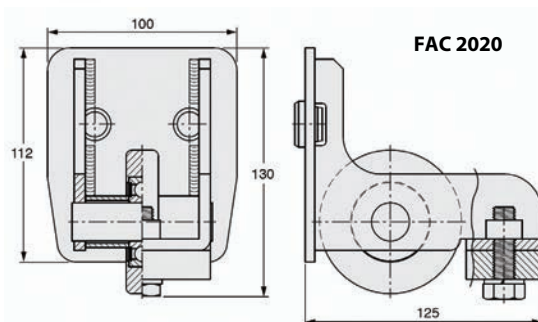
A=141; B=201; C=240; E=300; H=226; L=639



FAC 2020



FAC 2021



FAC 2020


Code

FAC 2020 No alignment rollers

FAC 2021 Alignment rollers

CANTILEVER KIT- EXTRA HEAVY 2000H

Delivers 10% saving



x2

x1

x1

x1

BTI code

Support rollers

Guide roller

End stop

6m track/channel

EXTRA HVY C/L KIT

2x FAC 2000H


1x FAC 2021

1x FAC 2031

1x P100LM.Z

We recommend Cantilevers are supported in both the open and closed position

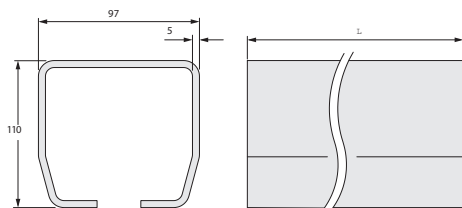
OPTIONAL EXTRAS TRACK FACE PLATE



Code	L	S	H
	mm	mm	mm
FAC 2025	100.0	4.0	122.5

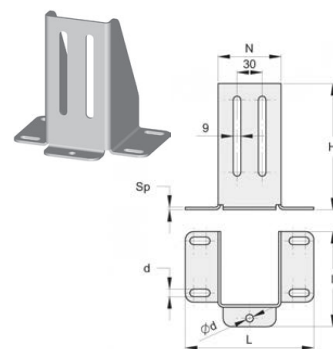
CANTILEVER TRACK

Zinc Galv



Code	L (mm)	Material
FAC P100LM.Z/3	3	Zinc galv
FAC P100 LM.Z	6	Zinc galv

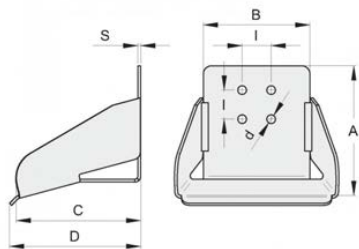
BRACKET FOR END STOP



Code Dimensions

FAC 1035 H=210; I=150; L=177; N=92; Sp=5; d=11

END STOPS



Code	Dimensions (mm)
FAC 1030-2030	A=134; B=110; C=129; D=136; I=30; S=3; d=9

END STOPS USE:

FAC 1030-2030 For FAC 2020

FAC 2031 For FAC 2021

PLATE WITH ROLLERS



page 51

NEW!



FAC 1204/P100



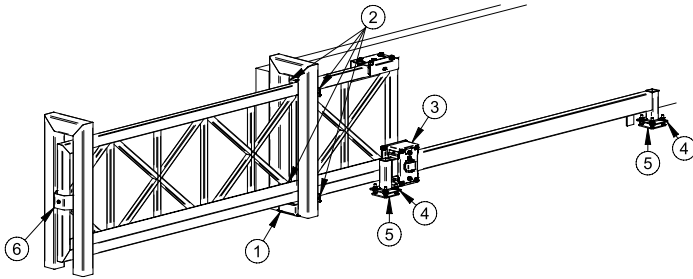
FAC 2350

Guardian Series Back-Rail Cantilever System

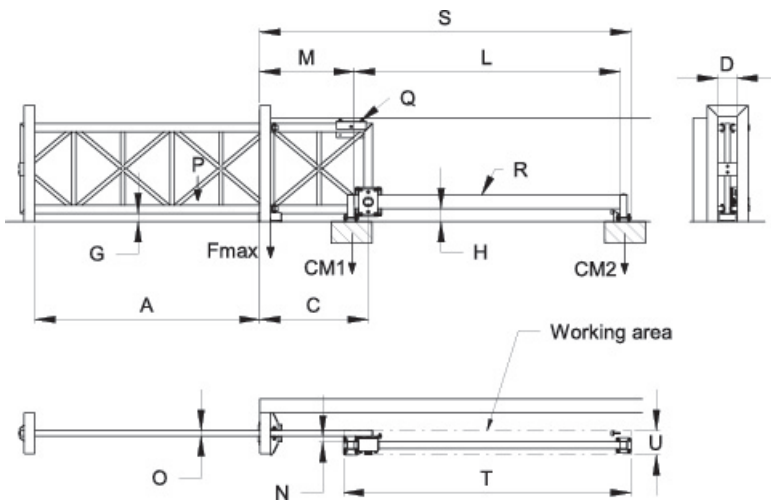
“GUARDIAN” BACK-RAIL CANTILEVER SYSTEM

Eliminates specialist track and allows for faster, easier, less-expensive servicing of gate

GUARDIAN BACK-RAIL CANTILEVER SET-UP



DIMENSIONING TABLE



COMPONENT LIST

1. SUPPORT ROLLER ASSEMBLY (X1)




2. GUIDE ROLLERS (X4)



4. BACK-RAIL PLATE 'A' (X2)



3. BACK-RAIL ASSEMBLY (X1)



5. BACK-RAIL PLATE 'B' (X2)



6. END STOP (X1)



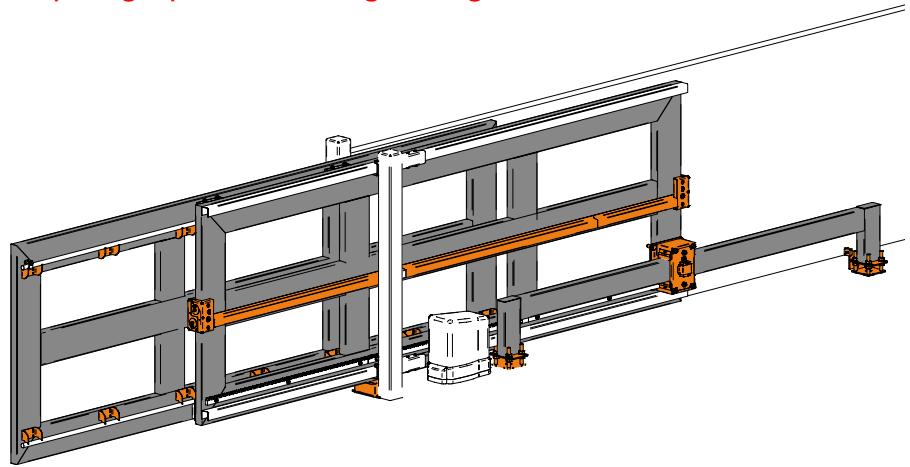
SERIES 100 Code: FAC KD2100.100

G min	H min	D	N	O	U	F max	P max	CM1 min	CM2 min
m	m	m	mm	mm	m	kg	kg	kg	kg
0.06	0.10	0.14	40	40-80	0.20	950	500	1,000	100
A	C	S min	R*	L	M	Q	T		
m	m	m	mm	m	m	Code	m		
3.0	1.2	~4.4	100x50 sp3	3.22	1.1	Not req'd	3.5		
3.5	1.4	~5.1	100x50 sp3	3.72	1.3	Not req'd	4.0		
4.0	1.6	~5.8	100x50 sp3	4.22	1.5	Not req'd	4.5		
4.5	1.8	~6.5	100x50 sp3	4.72	1.7	217 or 217L	5.0		
5.0	2.0	~7.2	100x50 sp3	5.22	1.9	217 or 217L	5.5		
5.5	2.2	~7.9	100x50 sp3	5.72	2.1	217 or 217L	6.0		
6.0	2.4	~8.6	100x50 sp3	6.22	2.3	217 or 217L	6.5		

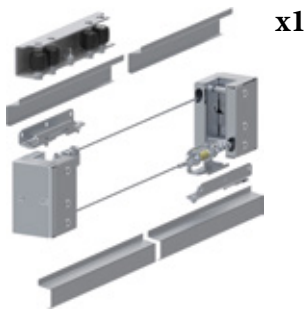
*Not included in kit

Guardian Telescopic Cantilever Kit

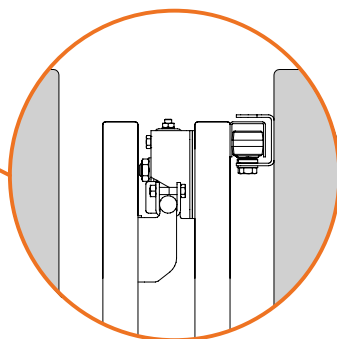
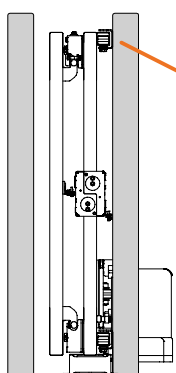
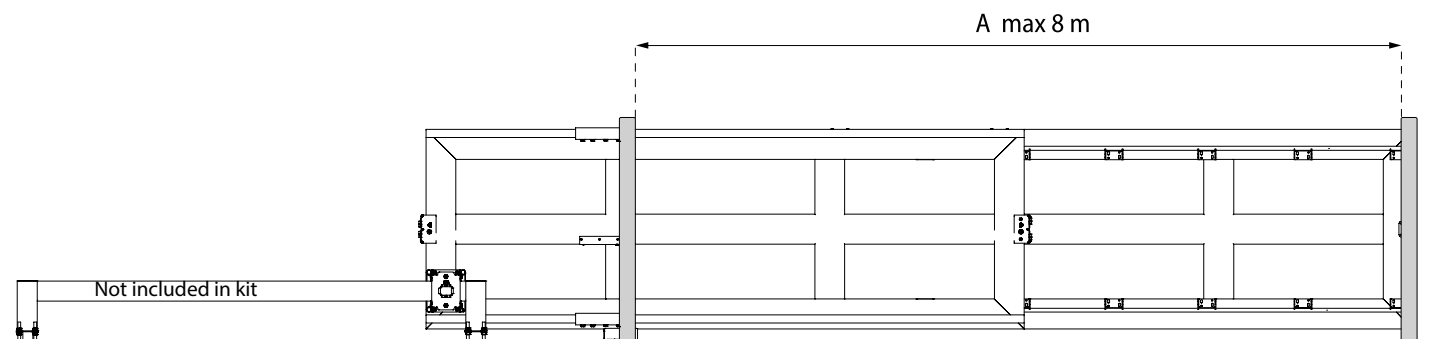


For Openings up to 8m max weight 500kg



COMPONENT LIST



CODE: FAC-KD2150.100



Upper Guide Profile

Code: FAC VA5401
40x40x40x2mm
(Zinc Galv)
Necessary extra -
Not included in kit



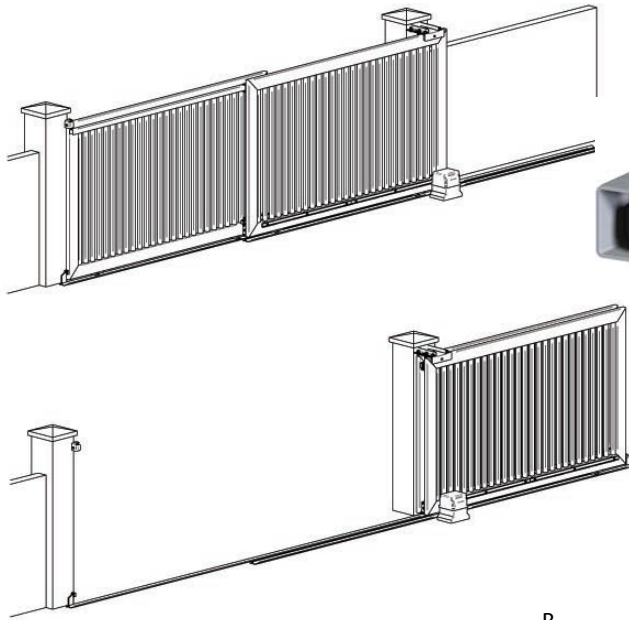
Telescopic Sliding Gate Kits

TELESCOPIC SLIDING GATE KITS

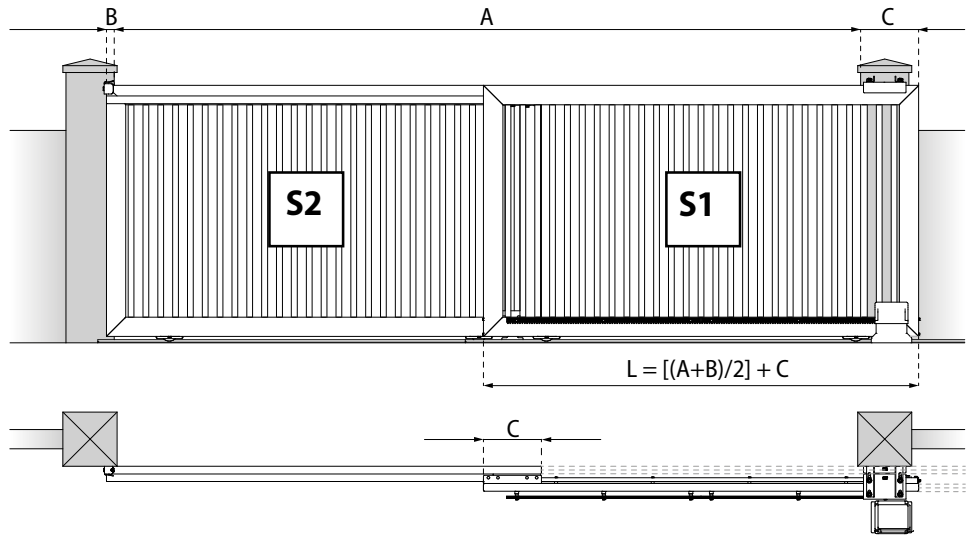


Two-leaf telescopic sliding gate set-up

Updated Kits with additional components included

TELESCOPIC SLIDING GATES

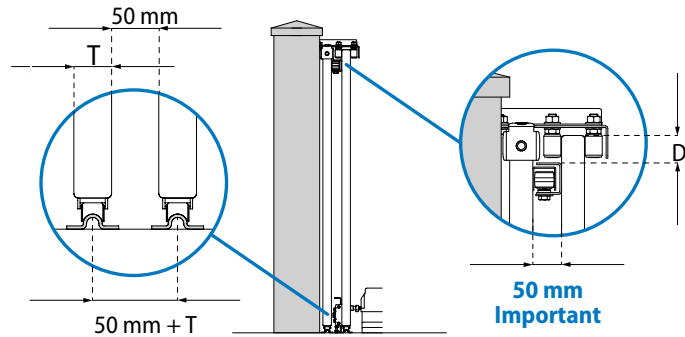


COMPONENT LIST



SECTION DIMENSIONING - TWO LEAF $L = [(A+B)/2] + C$

Total Opening A	Kit Required Code	Rear Leaf L (with B=0.08)	Leaf Overlap	Max Leaf Weight
m		m	m	kg
3	FAC KA5100.404	1.84	0.3	300
4	FAC KA5100.404	2.34	0.3	300
5	FAC KA5100.408	2.84	0.3	300
6	FAC KA5100.408	3.34	0.3	300
7	FAC KA5100.408	3.84	0.3	300
8	FAC KA5100.408	4.34	0.3	300
9	FAC KA5100.411	5.14	0.6	400
10	FAC KA5100.411	5.64	0.6	400
11	FAC KA5100.411	6.14	0.6	400
12	FAC KA5100.415	6.64	0.6	400
13	FAC KA5100.415	7.14	0.6	400
14	FAC KA5100.415	7.64	0.6	400
15	FAC KA5100.415	8.14	0.6	400



Upper Guide Profile

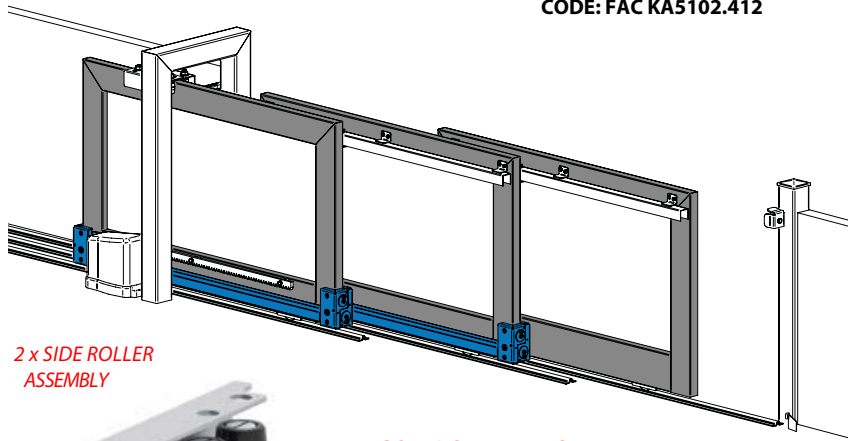
Code: FAC VA5401
40x40x40x2mm
(Zinc Galv)
Necessary extra -
Not included in kit



Warning: leaf final speed = double motor-driven speed.

Telescopic Sliding Gate Kits Multi-Leaf

CODE: FAC KA5102.412




2 x SIDE ROLLER ASSEMBLY



COMPONENT LIST

PULLEY COVER

PULLEY ASSEMBLY



COUPLING



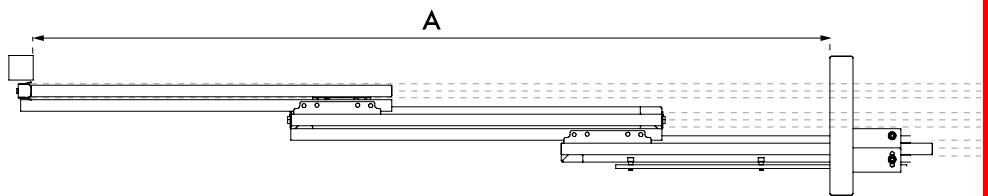
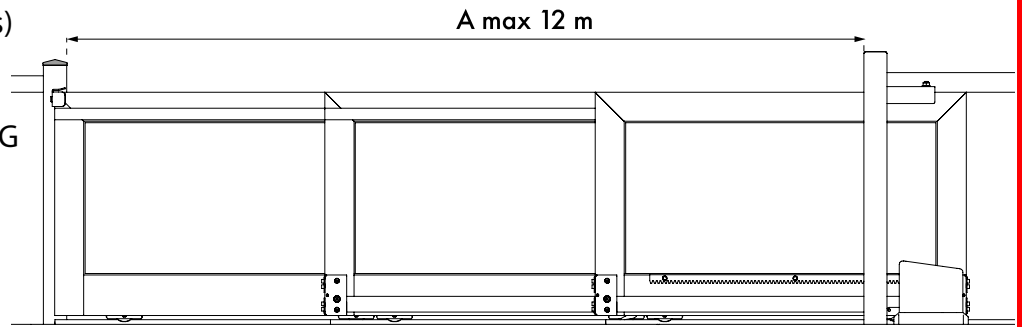
NEW! Now comes with wheels

(Only 1 kit required for 3 leaves)

MAXIMUM OPENING 12M
MAXIMUM GATE WEIGHT 600KG

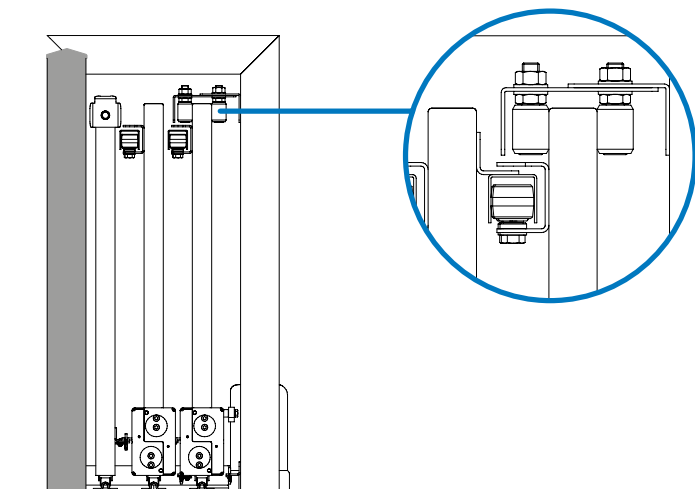
Components list:

- 2 x Pulley Assembly
- 14 x Pulley Cover
- 4 x Coupling
- 2 x Connection Rollers
- 1 x Guide Plate With 4 x rollers
- 4 x Stops
- 6 x Wheels FAC 733.100/20
- 20 x Fixing Brackets



Upper Guide Profile

Code: FAC VA5401
40x40x40x2mm
(Zinc Galv)
Necessary extra -
Not included in kit



Manufactured by FAC, Radius is the latest space saver solution.

FEATURES

- Enables gates to be tracked 90° around corners
- Unlimited opening
- Max 500kg per gate
- Easy to Install



Kit 1 for Main Leaf



Curved Rails
R=0.5 or 1m


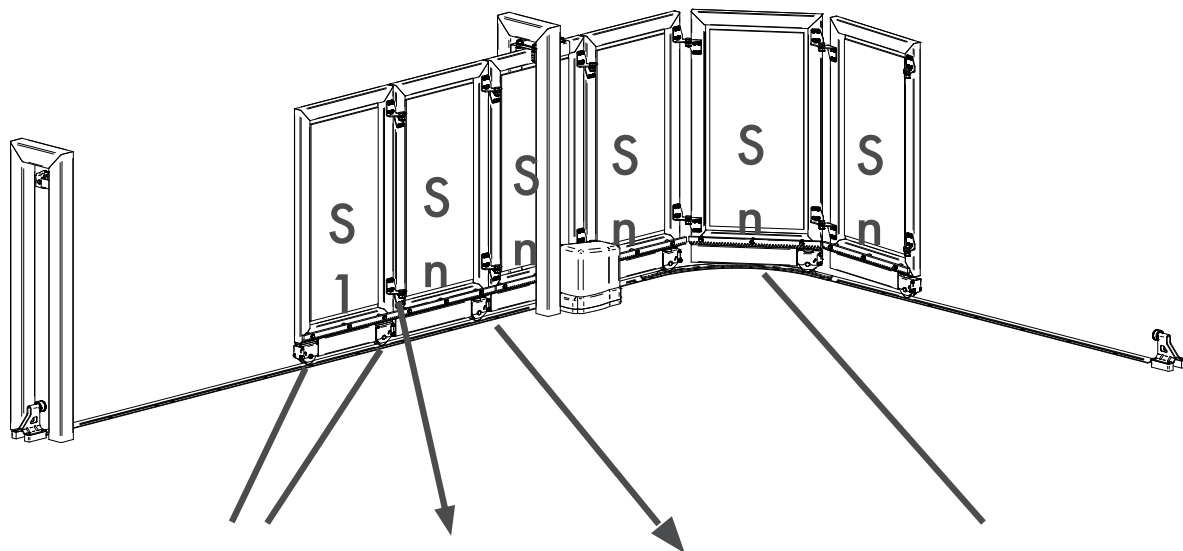
Code FAC-RADIUS KIT 1/R 0.5
Code FAC-RADIUS KIT 1/R 1m

Kit 2 for Secondary Leaf



Code FAC-RADIUS KIT 2

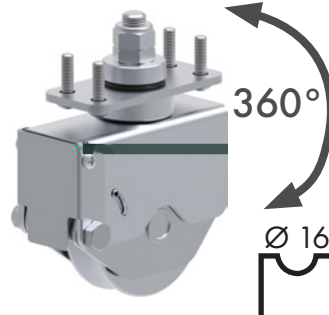
- Important: the gate working surface must be flat, without bumps or hollows
- For motorised gates it is important to pay attention to the rack's cut, the positioning and the maximum measurements
- For motorised gates provide slow starting points and soft stops, with a maximum speed of = 0.18 m/s



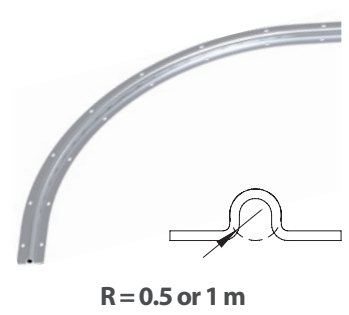
Leaf S1 with fixed wheels



Hinges



Leaf Sn with rotating wheel



R=0.5 or 1 m

Curved rail

Radius Kit Technical Drawings

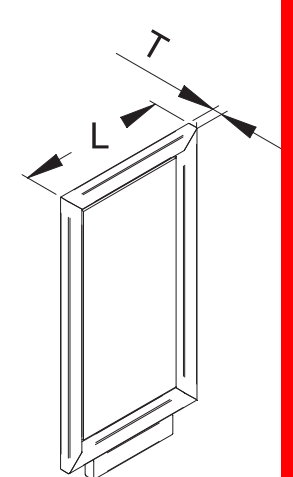
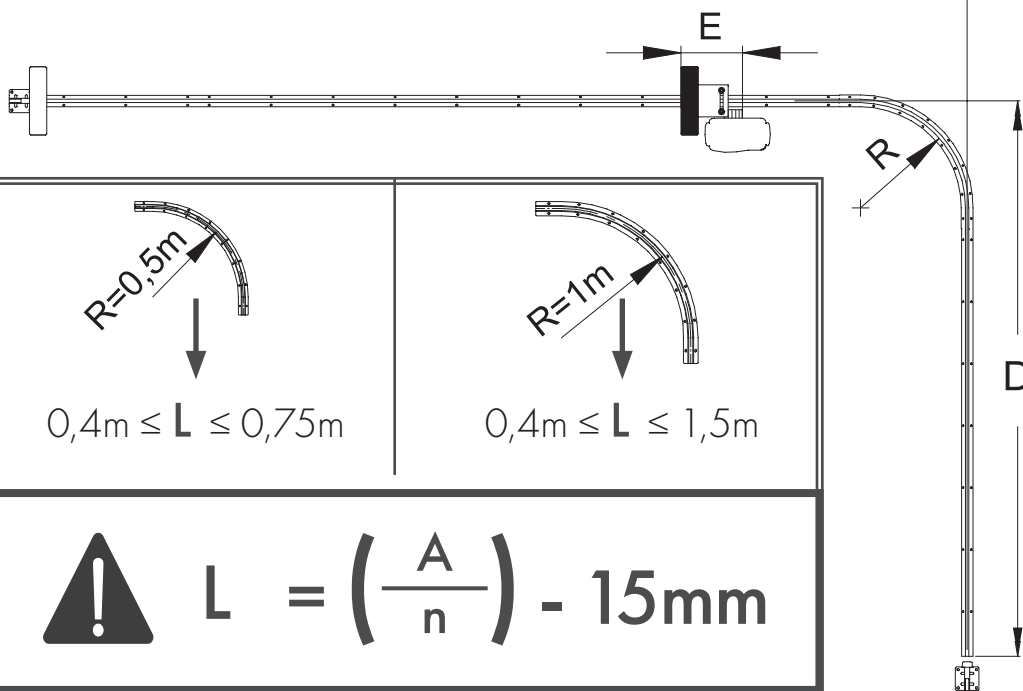
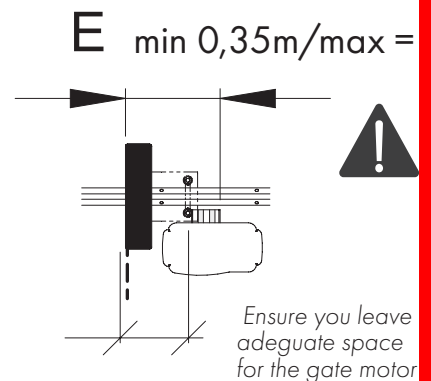
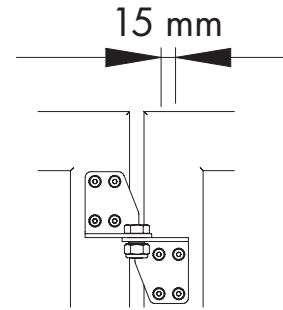
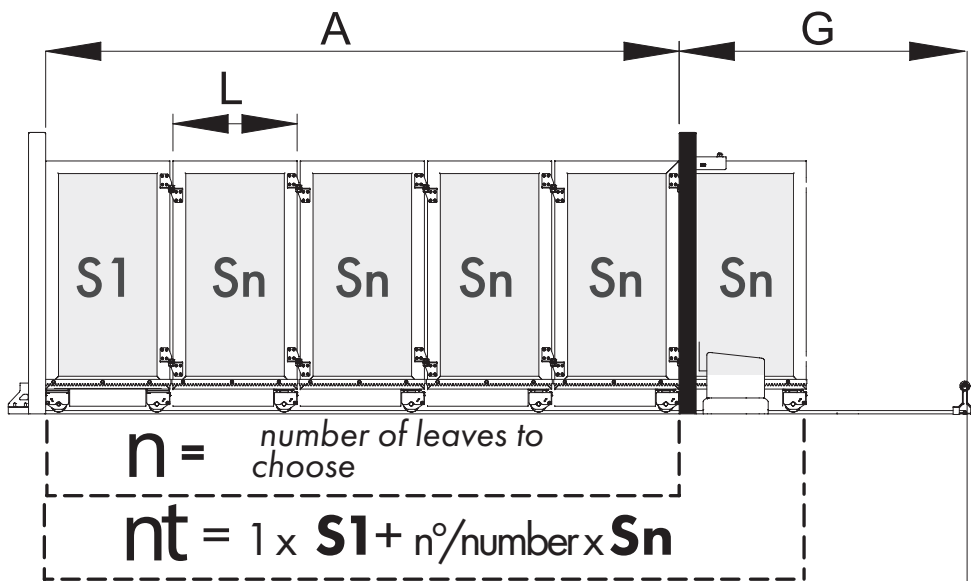
DIMENSIONS

Leaf Weight - Min 15 Max 100kg
 Gate Weight - Max 500kg
 Tubular Thickness - Min 40mm-Max 80mm

S1 Main Leaf - always 1 PIECE
Sn Secondary leaves

DEFINITIONS

A = opening
 G = amount of space behind the opening
 E = distance between the gate motor and column
 R = radius of curve
 L = leaf length
 D = lateral space for the rail
 T = leaf thickness
 nt = total quantity of leaves



<p>$R=0,5m$</p> <p>$0,4m \leq L \leq 0,75m$</p>	<p>$R=1m$</p> <p>$0,4m \leq L \leq 1,5m$</p>
<p>! $L = \left(\frac{A}{n} \right) - 15mm$</p>	
<p>$G = L + E + R$ $D = A - E - 0,2m$</p>	<p>$G = L + E + R$ $D = A - E - 0,4m$</p>

Bi-folding Gate Kit *NEW HD kit available to order on indent - 4 month lead time applies*

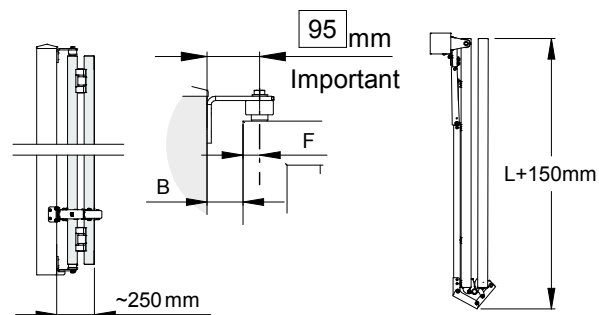
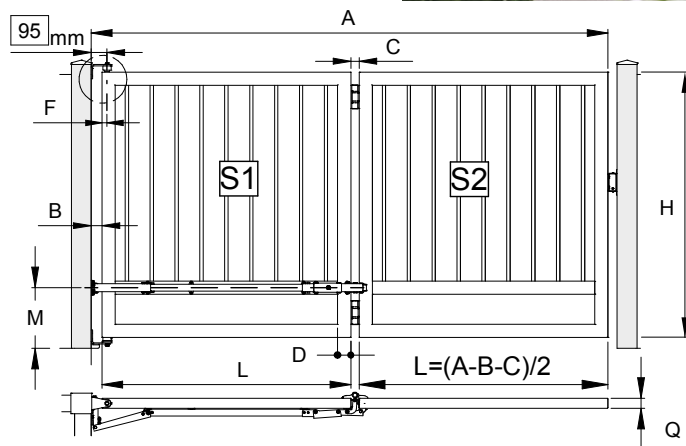
GALVANISED ACCESSORIES AND ALUMINIUM HINGES KIT FOR BI-FOLDING GATE

For Openings up to 5m

Code: **FAC-BIFOLD**

FEATURES

- Very compact
- Can be motorized
- Easy and quick installation
- Trackless
- Reduces the required swing area by 50%



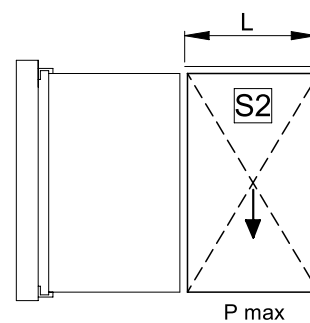
A min-max (m)	B (mm)	C (mm)	D min (mm)	M	L min (m)	Q (mm)	A/H max
1,9- 5	65	50	50	Near the motor	0,89	40-50-60	3

EXAMPLE OF OUT-OF-TABLE MEASUREMENTS

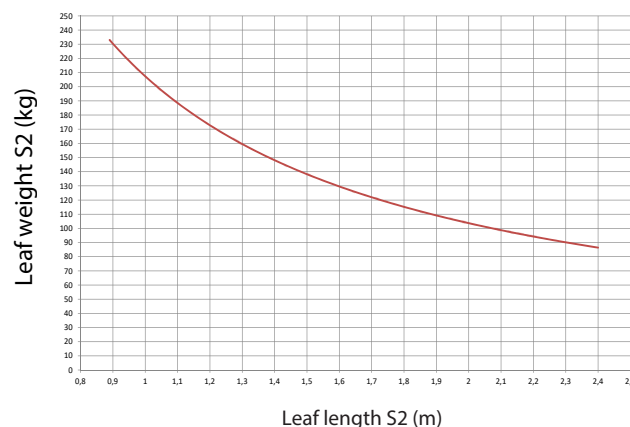
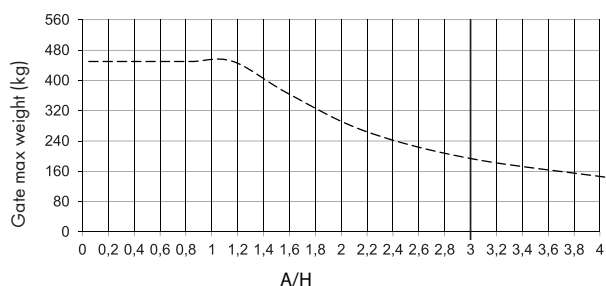
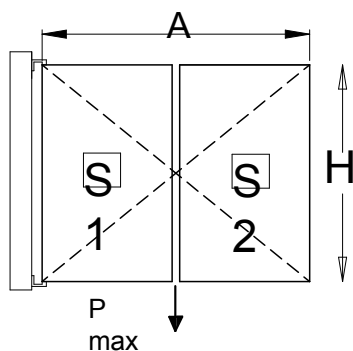
A = 2,8 m
 B = 0,07 m (min 0,065m)
 C = 0,05 m (da tabella sopra / as per above table)
 $L = (A-B-C)/2$
 $L = (2,8-0,07-0,05)/2 L = 2,68/2$
 L = 1,34 m

OPENING (A)	L (m) con/with B=0,07 m	Weight max S2 (kg)
2	0,94	205
2,5	1,19	170
3	1,44	145
3,5	1,69	120
4	1,94	105
4,5	2,19	95
5	2,44	85

MAX WEIGHT S2 IN RELATION TO L



HINGES WEIGHT CAPACITY IN RELATION TO A/H

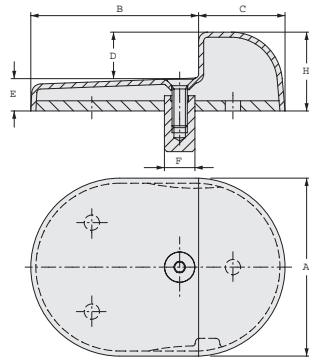


The crossing point between weight and A/H relation must be under the curve.

Swing Gate Accessories & Hinges

GALVANISED CENTRE STOP

Bolt-on, with internal plate



Code	A	B	C	D	E	F	H
	mm	mm	mm	mm	mm	mm	mm
FAC 146P	90	90	40	21	18	12	39

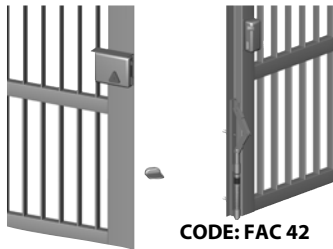
PACKING PLATE FOR CENTRE STOP



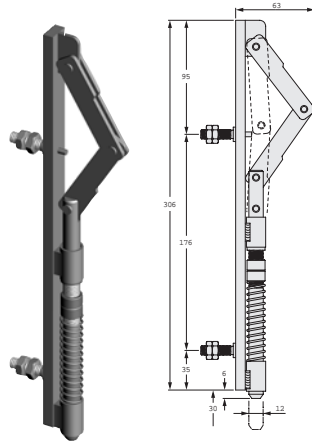
Code	A	L
	mm	mm
FAC 146SP	98	130.5

AUTOMATIC BOLT FOR 2-LEAF GATES

Galvanised steel; adjustable stainless steel spring; right & left hand application




CODE: FAC 42

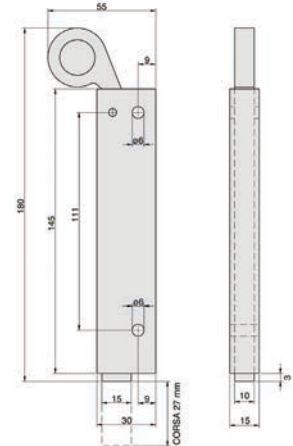


AUTOMATIC BOLT FOR 2-LEAF GATES

Galvanised steel and brass



CODE: FAC 44



LOCINOX®

NON-FAC CENTRE DRIVE BOLT DOWN GATE STOPS



CODE: DO-GATE STOP
Zinc Plate
Ridge Depth 55mm

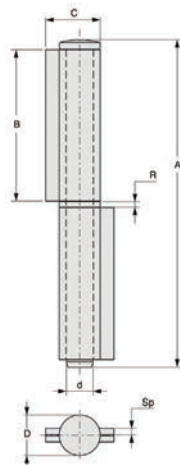


Code LX SABO

- Suitable for surface mounted drop bolts
- Maximum drop bolt axle diameter: Ø 20 mm
- Height adjustable distance between ground level & bottom of the gate: 20 to 45 mm
- Material: black anodized aluminium top plate

WELDING HINGE FOR LIGHT GATE

2 wings, removable pin & washer

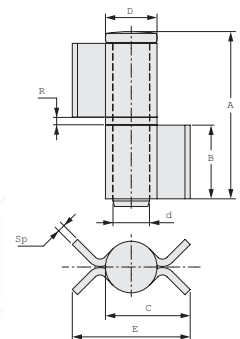



Code	A	B	C	D	d	Sp	R
	mm	mm	mm	mm	mm	mm	mm
FAC 100.120	120	56	20	15	9.8	2.3	2

240kg per pair

WELDING HINGE FOR GATE

2 open wings, removable pin, brass washer



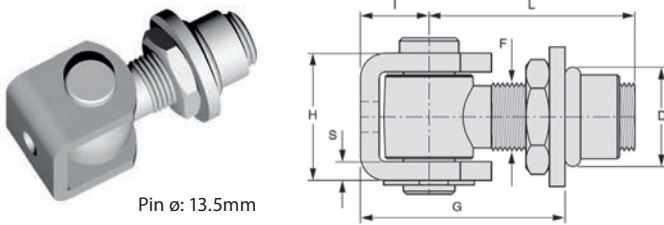
Code	A	B	C	D	E	d	Sp	R
	mm	mm	mm	mm	mm	mm	mm	mm
FAC 115.90	90	40	44	28	64	19.8	4	4
FAC 115.180	180	85	44	28	64	19.8	4	4

300kg per pair
600kg per pair

Swing Gate Hinges

ADJUSTABLE GALVANISED HINGE

With bracket

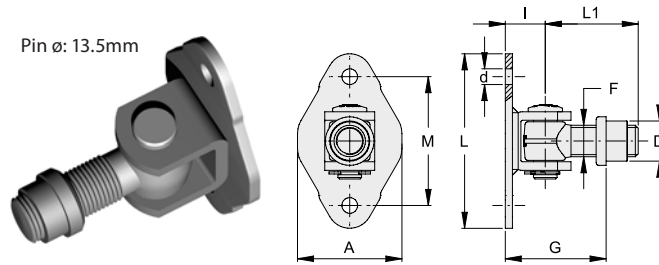


Pin \varnothing : 13.5mm

Code	F	H	S	I	G	D	L
	mm	mm	mm	mm	mm	mm	mm
FAC230.18C	M18	39	6	21	50-64	28	55
FAC230.20C	M20	39	6	21	54-68	30	60
FAC230.24C	M24	47	6	25	63-81	35	70

GALVANISED HINGE WITH WELDED BRACKET

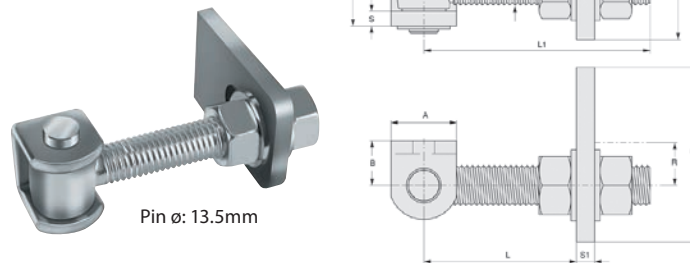
With small, two-hole plate



Pin \varnothing : 13.5mm

Code	F	G	D	d	I	L1	L	A	M
	mm	mm	mm	mm	mm	mm	mm	mm	mm
FAC 133.18C	M18	47-73	23	9	24	55	100	60	74

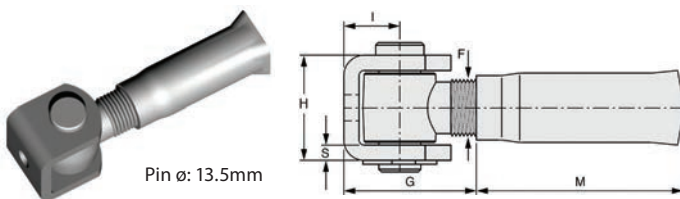
GALVANISE HINGE WITH 2-WAY ADJUSTMENT



Pin \varnothing : 13.5mm

Code	F	S	H	A	B	S1	H1	C	L	L1	R
	mm	mm	mm	mm	mm	mm	mm	mm	mm	mm	mm
FAC 300.18C	M18	6	40	30	21	8	50	80	34-82	110	20-38

GALVANISED MASONRY HINGE

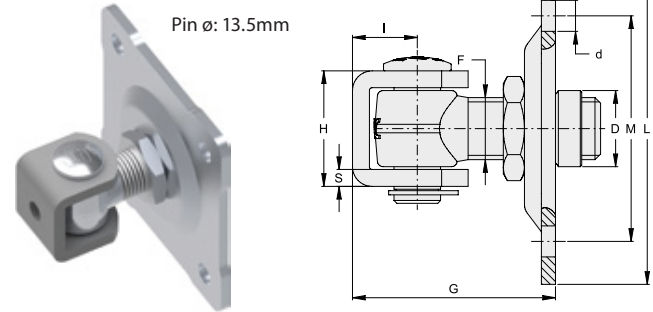


Pin \varnothing : 13.5mm

Code	F	H	S	I	G	M
	mm	mm	mm	mm	mm	mm
FAC 431C.20	M20	39	6	21	42-66	94
FAC 431C.24	M24	47	6	25	51-75	105

ADJUSTABLE GALVANISED HINGE

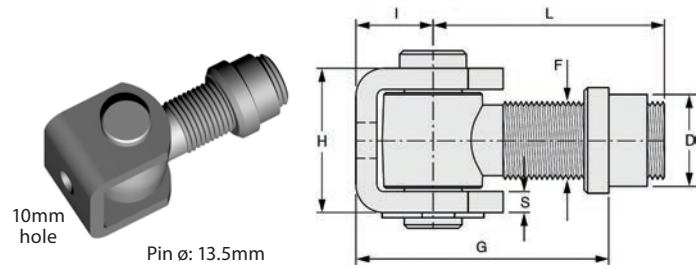
With plate



Pin \varnothing : 13.5mm

Code	F	H	S	I	G	D	d	L	M
	mm	mm	mm	mm	mm	mm	mm	mm	mm
FAC 231.18C	M18	39	6	21	56-70	22	9	90	64

GALVANISED HINGE WITH BRACKET

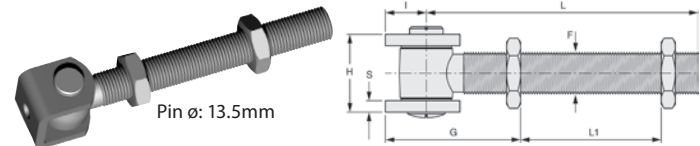


10mm hole

Pin \varnothing : 13.5mm

Code	F	H	S	G	I	L	D
	mm	mm	mm	mm	mm	mm	mm
FAC 432C.18	M18	39	6	43-69	21	55	23
FAC 432C.20	M20	39	6	47-73	21	60	25

GALVANISED THREADED ROD HINGE

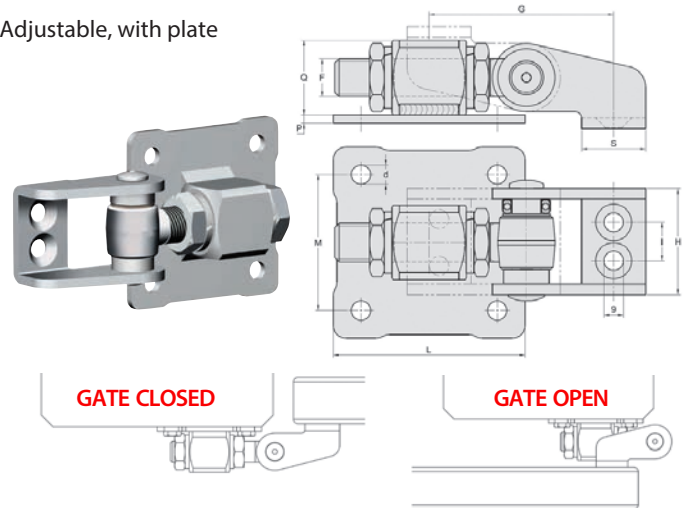


Pin \varnothing : 13.5mm

Code	F	L	H	S	G	I	L1
	mm	mm	mm	mm	mm	mm	mm
FAC 430C	M18	156	39	6	min 45	21	max 120
FAC 430C.20	M20	160	39	6	min 49	21	max 120

GALVANISED HINGE WITH 180° OPENING

Adjustable, with plate



GATE CLOSED

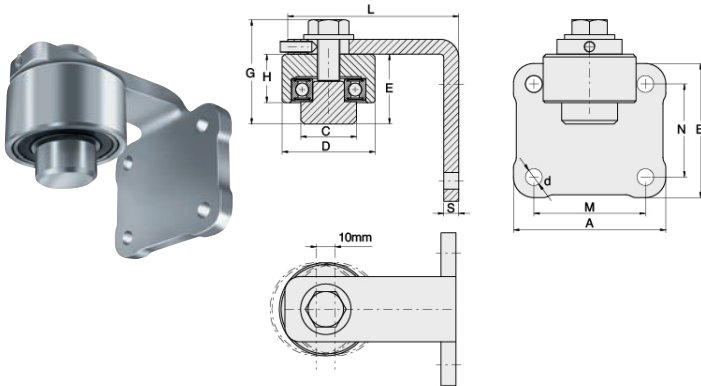
GATE OPEN

Code	F	H	S	I	G	Q	L	M	d
	mm	mm	mm	mm	mm	mm	mm	mm	mm
FAC 236.18P	18	50	38	18	87-102	35	90	64	9
FAC 236.22P	22	55	41	18	103-125	40	110	80	11

Swing Gate Hinges With Bearings

PIVOT HINGE WITH BRACKET - TOP

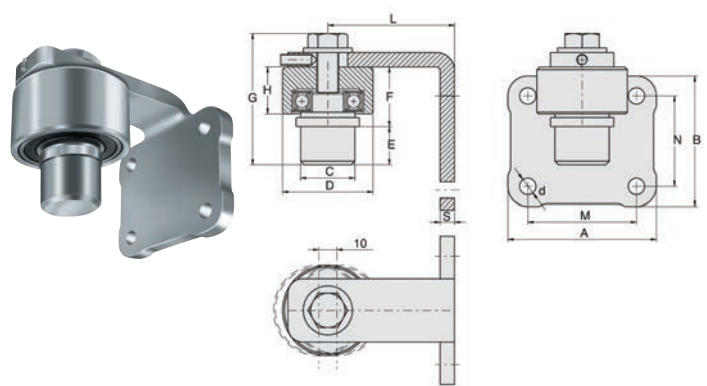
Galvanised, adjustable (10mm)



Code	A	B	C	D	E	G	H	L	M	N	S	d
	mm	mm	mm	mm	mm	mm	mm	mm	mm	mm	mm	mm
FAC 262.40	70	60	25	40	30	47	21	60-70	50	40	8	7
FAC 262.70	109	94	35	70	46	69	32	75-85	85	70	10	11

PIVOT HINGE WITH BRACKET - TOP

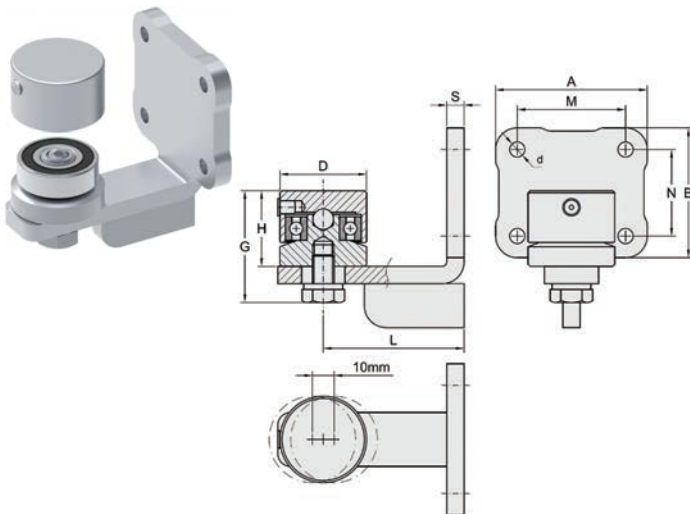
Galvanised, adjustable, to fit tube sections 40x3-50x3



Code	A	B	C	D	E	F	G	H	L	M	N	S	d
	mm	mm	mm	mm	mm	mm	mm	mm	mm	mm	mm	mm	mm
FAC263.60	92	82	34	60	30	42	93	31	70-80	70	60	10	9
FAC263.70	109	94	44	70	30	43	96	32	75-85	85	70	10	11

PIVOT HINGE WITH BRACKET - BOTTOM

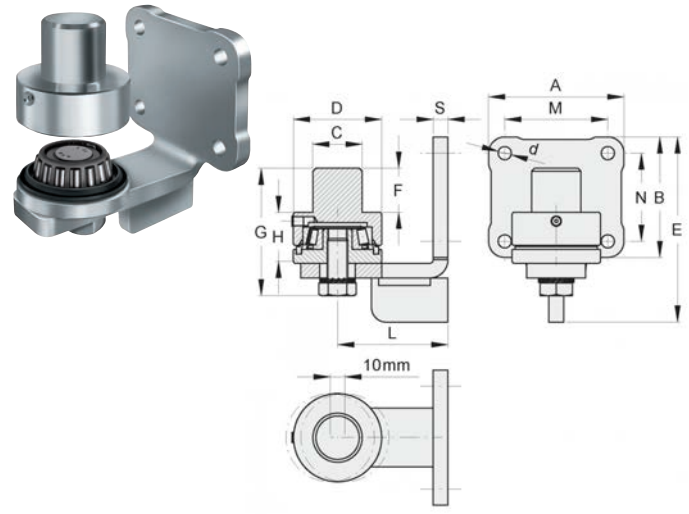
Galvanised, adjustable (10mm)



Code	A	B	D	G	H	L	M	N	S	d
	mm	mm	mm	mm	mm	mm	mm	mm	mm	mm
FAC 267.40	70	60	40	51	35	60-70	50	40	8	7

PIVOT HINGE WITH BRACKET - BOTTOM

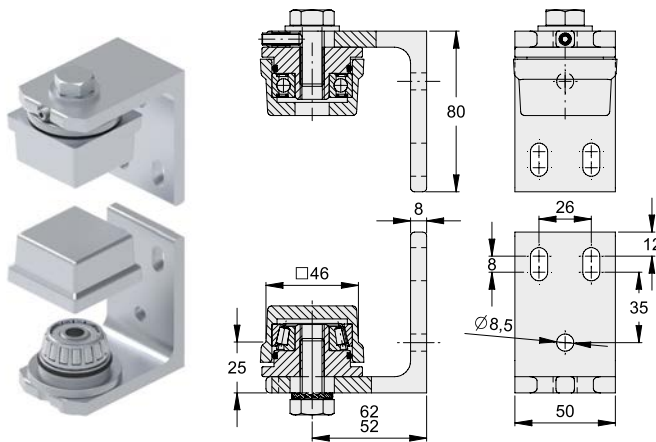
Galvanised, adjustable, to fit tube sections 40x3-50x3



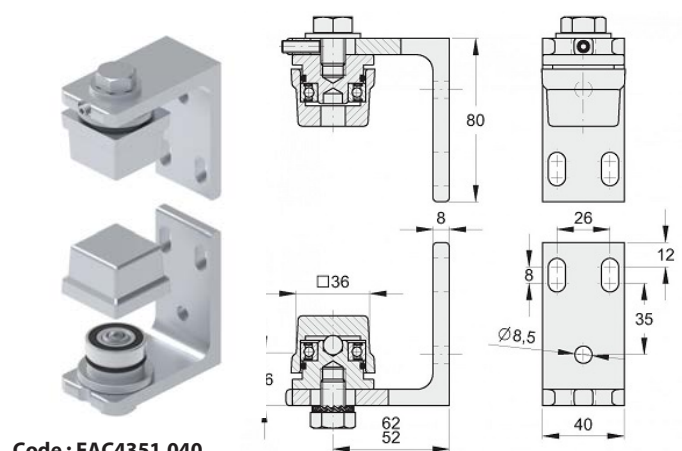
Code	A	B	C	D	G	F	H	L	M	N	S	d
	mm	mm	mm	mm	mm	mm	mm	mm	mm	mm	mm	mm
FAC 267.70	109	94	n/a	70	63	n/a	40	75-85	85	70	10	11
FAC 268.60	92	82	34	60	86	30	35	70-80	70	60	10	9
FAC 268.70	109	94	44	70	88	27	40	75-85	85	70	10	11

Note: FAC 267.70 has no spigot

GALVANISED HINGES WITH TAPERED ROLLER BEARING AND PLATE FOR SQUARE SECTION - Now Available for 40 & 50mm



CODE : FAC4352.050




Code : FAC4351.040

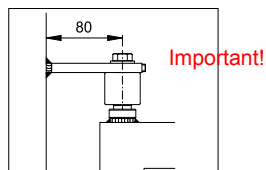
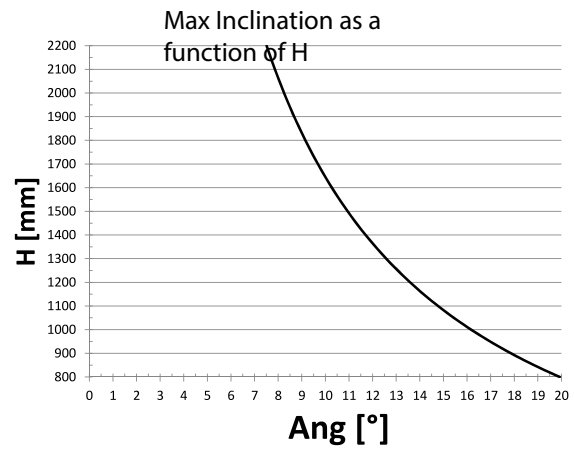
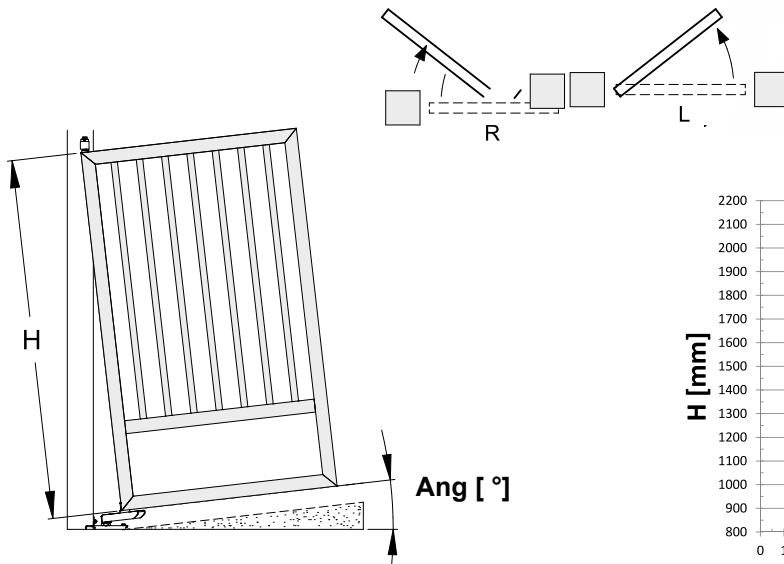
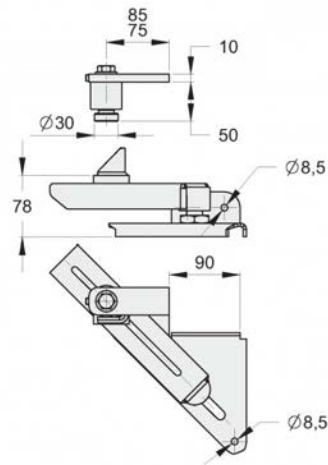
Rising Hinges

RISING HINGES WITH BALL JOINT FOR SLOPING SITES

FOR SAFETY REASONS IT IS RECOMMENDED THAT THE GATE IS MOTORISED. ENGINE MUST BE SUITABLE TO MANAGE THE LIFTING MOVEMENT IN ADDITION TO THE WEIGHT AND SIZE OF GATE.

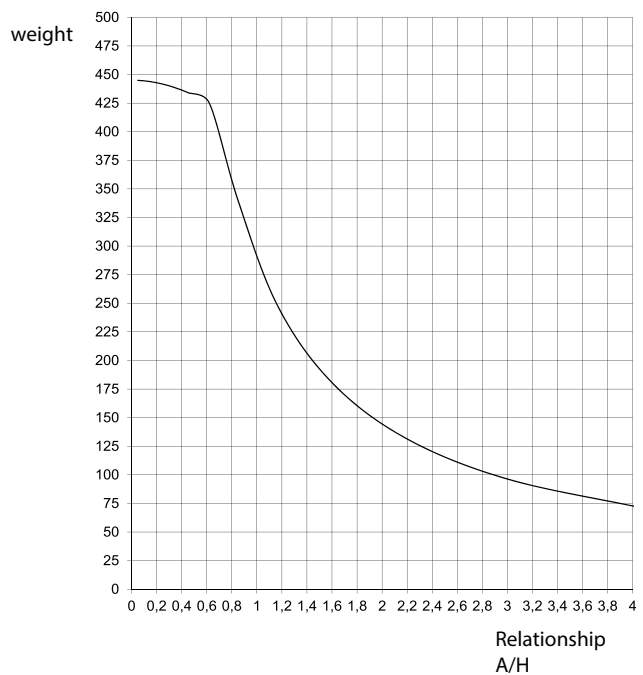
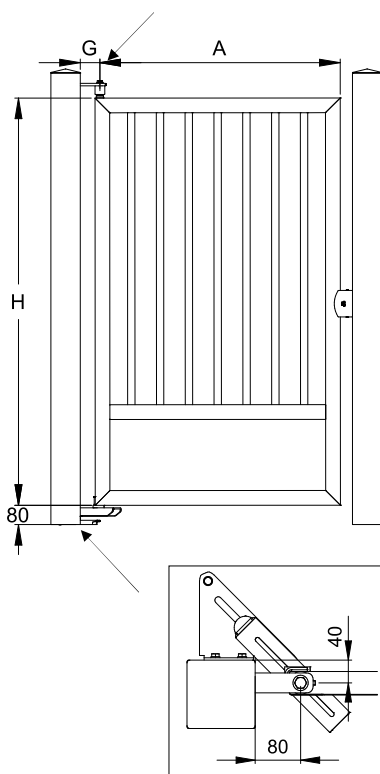


ORDER CODES:
FAC KC4601L40 Left Opening
FAC KC4601R40 Right Opening



Calculate the A/H ratio of the gate and use the graph below to find the point that corresponds to the weight of the gate. Point must be below curve.

If the gate weight is not distributed evenly A = 2x Distance between centre of gravity of the gate and the axis of rotation of the leaf

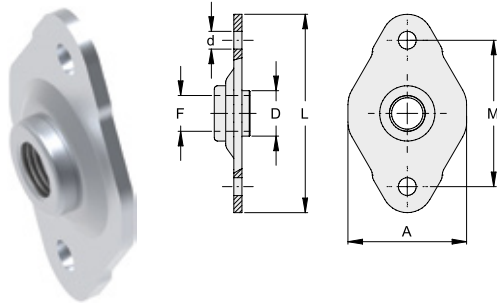


Hinge Parts - Build Your Own Hinge

PLATES - Zinc Plated

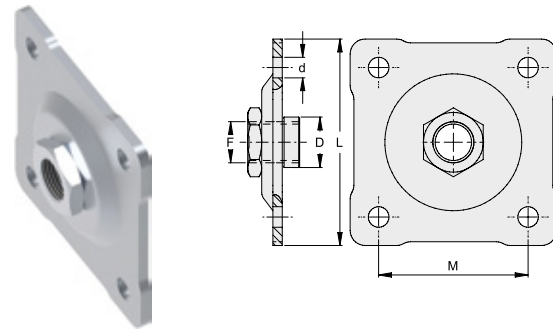
Deep-drawn 2 hole plate

CODE FAC-RC1012



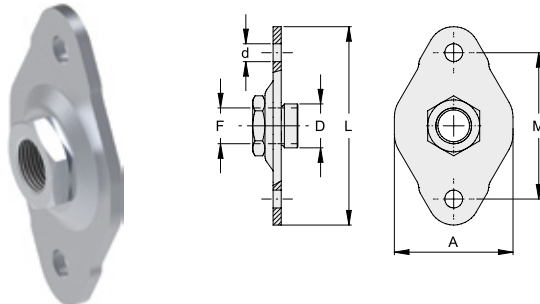
Adjustable deep-drawn 4 hole plate

CODE FAC-RC1024



Adjustable deep-drawn 2 hole plate

CODE FAC-RC1014

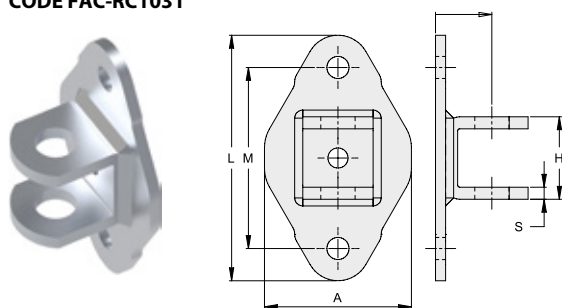


DIMENSIONS mm

CODE	F	D	d	L	A	M
FAC-RC1012	M18	23	9	100	60	74
FAC-RC1014	M18	22	9	100	60	74
FAC-RC1024	M18	22	9	90x90	n/a	64x64

2 hole plate with welded bracket

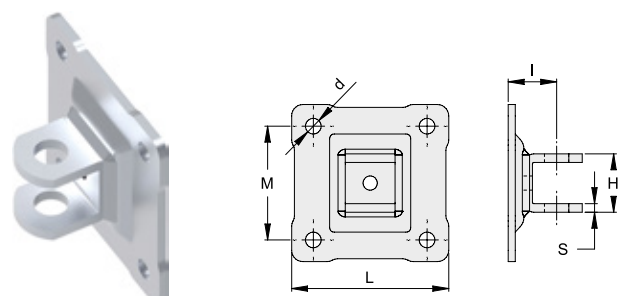
CODE FAC-RC1031



DIMENSIONS mm	H	S	I	L	A	M	d
	39	6	23	100	60	74	n/a

4 hole plate with welded bracket

CODE FAC-RC1032



DIMENSIONS mm	H	S	I	L	A	M	d
	39	6	30	90x90	n/a	64x64	9

Hinge Parts - Build Your Own Hinge (cont)

THREADED RODS - Zinc Plated

M18

CODES

FAC-RC ROD S Thread length 40mm

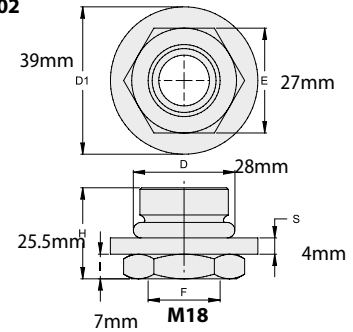
FAC-RC ROD M Thread Length 90mm

FAC-RC ROD L Thread Length 135mm



BUSHING FOR ADJUSTABLE HINGE - Zinc Plated

CODE FAC-RC1002

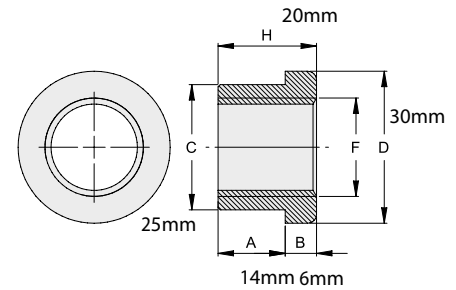


BUSHING HINGE FITTING

Raw Steel

M20

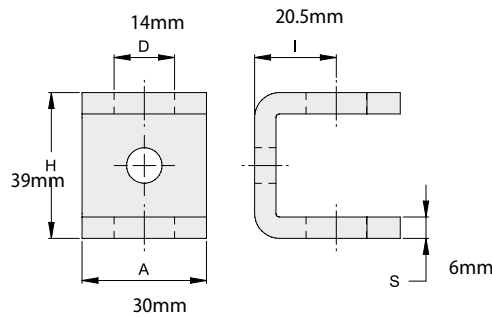
CODE FAC-RC1001.020 (M20)



HINGE BRACKET

Raw Steel

CODE FAC-RC1102



Now Available in Aluminium

CODE BTI-ALI C BRACKET



PIN WITH CLIP

CODE FAC-RC1202



EXAMPLE HINGES - Zinc Plated



Hinge Combo A

CODE FAC-RC COMBO A

COMPRISES:
FAC-RC ROD S
FAC-RC1031
FAC-RC1202
FAC-RC1014

WASHERS AND NUTS

CODE FAC-RC NUTS -M18 (PAIR)

CODE FAC-RC WASHERS - M18 (PAIR)



Hinge Combo B

CODE FAC-RC COMBO B

COMPRISES:
FAC-RC ROD S
FAC-RC1031
FAC-RC1202
FAC-RC1024

Section 3

Gate locks and accessories from



NEW PRODUCTS

MAGNUS

MOTORIZED HINGE & GATE CLOSER IN ONE FOR PEDESTRIAN GATES

Code: LX-MAGNUS

Also available in silver on indent (leadtime and custom freight price applies)

Key Specs

- Motorized hinge & gate closer in one
- 200kg weight rated on a 1.5m wide gate
- 2 year warranty
- Fast easy install and simple programming
- Input main power supply 110 AC to 240V AC
- Motor Voltage: 24 DC
- External connection box with 3 inputs and 3 outputs (Max. 48W, 24V DC)
- Brushless motor, long lifespan - tested to 500,000 cycles
- Automated obstacle detection with reverse function
- Reversible motor with backdrivability for easy manual use



VENUS Motorized Gate Closer with Integrated

Code: LX-VENUS

Key Specs

- Anodized Aluminium Cover
- 3 Different Arm Options for Installation
- Easy Mounting with Quick-Fix
- Integrated Warning Light
- Automated Obstacle Detection with Reverse Function
- Reversible Motor with Backdrivability for Easy Manual Use (To be Combined with a Lock)
- Compact and Vandal-Proof Design
- Profile Type – 80mm Flat Square
- Gate Width – 1400mm Wide
- Weight Rating – 100 kg
- Operating Voltage – 110V – 240V AC. Input Main Power Supply – 110 AC to 240V AC
- 3 Inputs and 3 Outputs (Max. 48W, 24V DC)
- IP Rating – 54
- Maximum Opening Angle – 180°
- Norms – ADA PMR EN16005
- Hours of Salt Spray Testing – 1000
- Test Frequency – 500000
- Years of Warranty – 2



180 Bolt-on 4D ADJUSTABLE HINGE


HIGHLY ADJUSTABLE HINGE

Code: LX-VERA

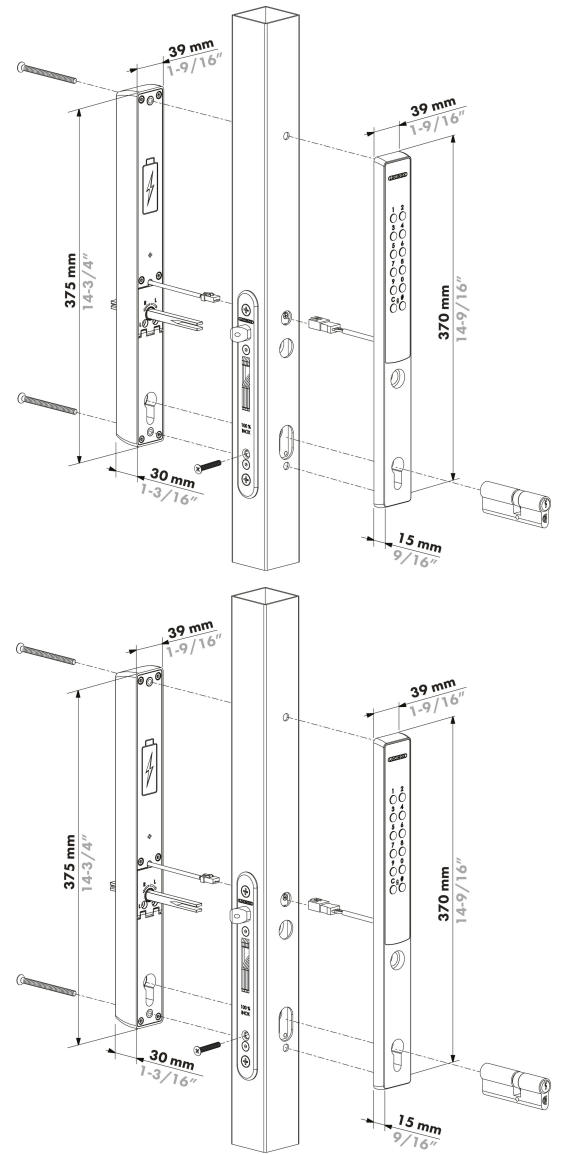
Also available in silver on indent (leadtime and custom freight price applies)

Key Specs

- 200kg weight rated on a 2m wide gate
- Fast installation with Locinox Quick-Fix
- Highly adjustable - 15mm in height, 25mm in depth
- 180° opening
- constructed from aluminium and hot dip galvanized - anti-rust
- Reversible for left and right swinging gates



Locinox Vera



Code	Description
Single-sided	
LX-VERA-VSZ-1-9005-40mm	40mm back-set
LX-VERA-VSZ-1-9005-50mm	50mm back-set
LX-VERA-VSZ-1-9005-60mm	60mm back-set
Double-sided	
LX-VERA-VSZ-2-9005-40mm	40mm back-set
LX-VERA-VSZ-2-9005-50mm	50mm back-set
LX-VERA-VSZ-2-9005-60mm	60mm back-set

Recommended Keeps

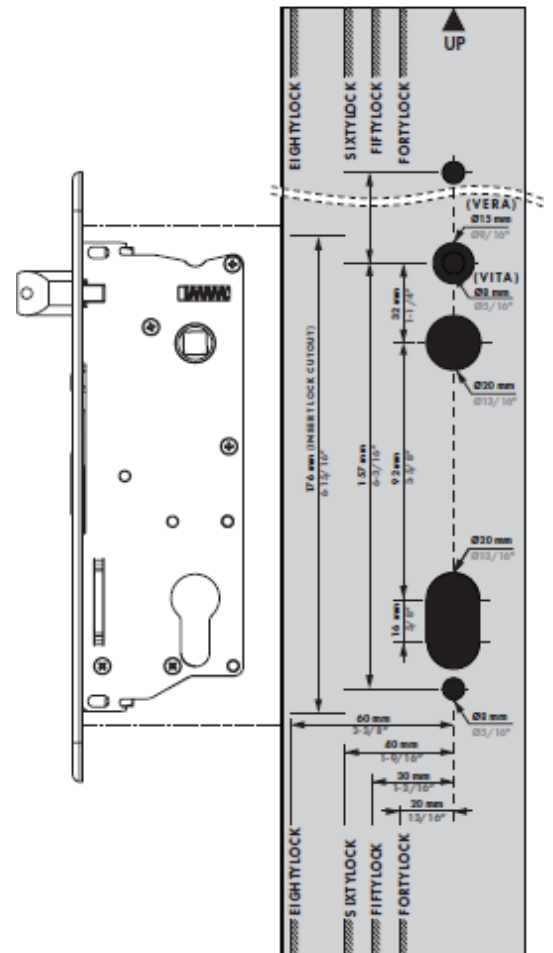
To be used in combination with the **SFKU-V** and **SFKO-V** keep

Handles
See page 94

SFKU-V



SFKO-V

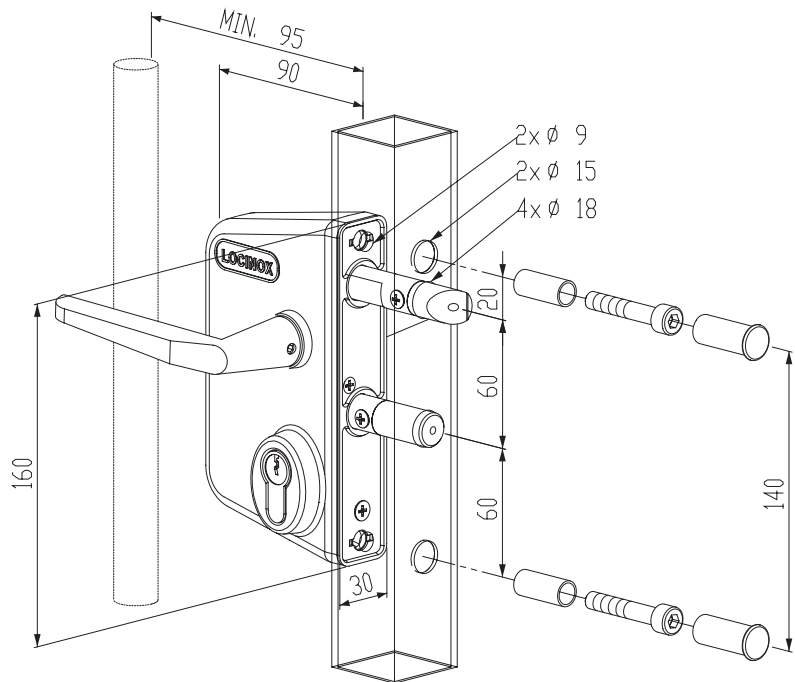


Locks for Swing Gates

INDUSTRIAL LOCK

All stainless mechanism, cast aluminium box & handles, 25mm throw, suit 40-60-mm profile.

Silver Lock with Ali Handle LX LAKQ40U2S



Black Lock with
Black Anodised Handle
LX LAKQ40U23006B



Left or right operating

25mm throw on key turn

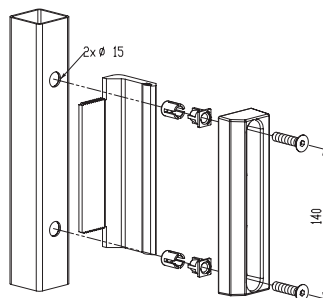
20mm continuous adjustment

Code	To fit mm	Colours stocked
LX LAKQ40U2S	40-60□	Silver with 3006M Ali Handle (large image)
LX LAPQ1010 U2L	10-30□	Silver or Black (for flat profiles)
LX LAKQ40U23006B	40-60□	Black with black anodised handle

STANDARD KEEP

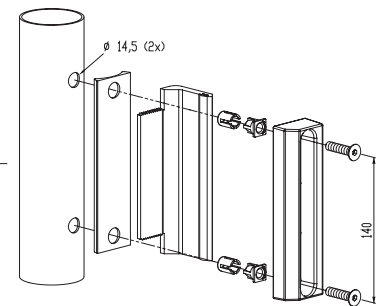


Code: LX SAKL Black or Ali (p3.13)



ROUND POST ADAPTORS

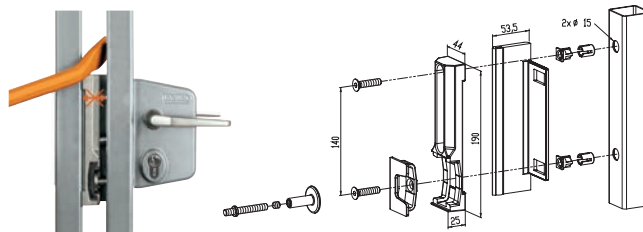
Code	Description
LX 3019LA	For lock
LX 3018LA	For standard keep (as illustrated)
LX 6403AK	For security keep



SECURITY KEEP



Code: LX SHKL Black or Ali (p3.13)



DRILLING JIG


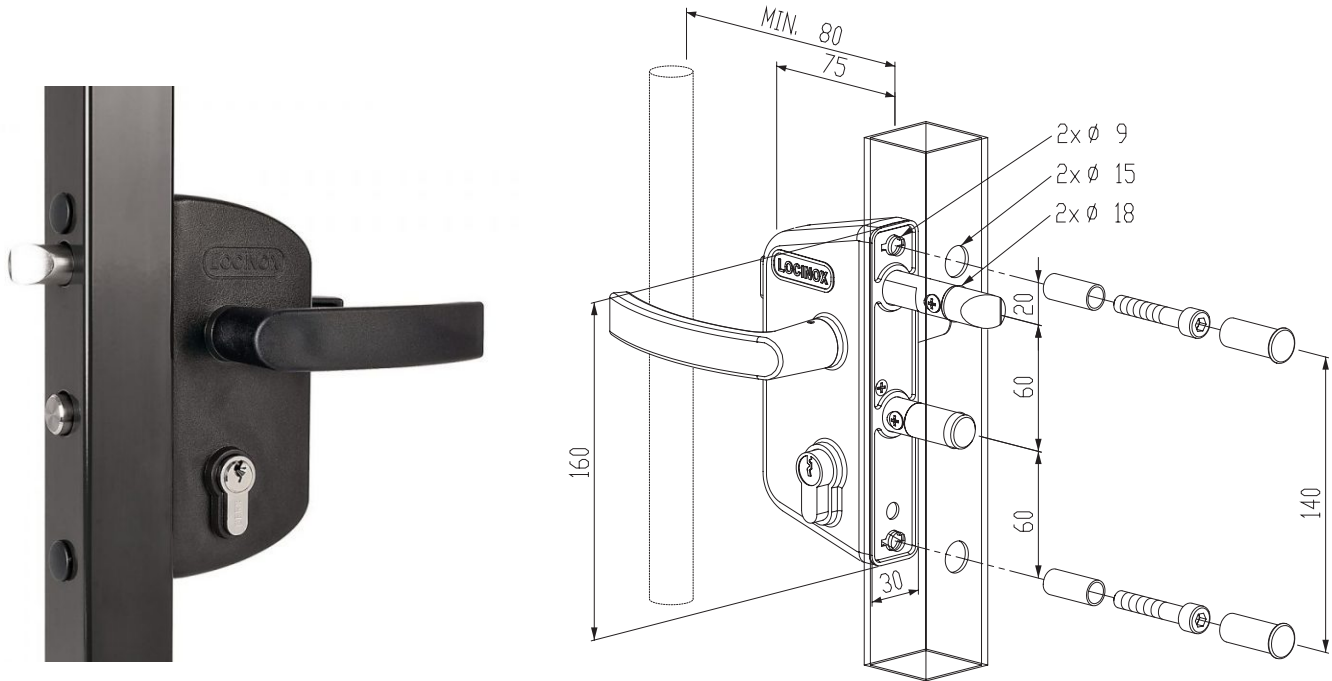


Code: LX 3970LA

Locks for Swing Gates (cont)

GARDEN GATE LOCK

All stainless mechanism, polyamide box & handles, 25mm throw, suit 40mm profile

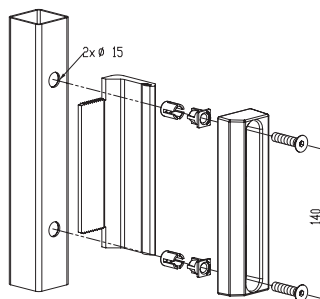


Code	To fit mm	Colours stocked
LX LAKZ40	40	Black, Green, Grey
LX 3019LA	Round post adaptor	

STANDARD KEEP



Code: LX SAKL Black or Ali (p3.13)



DRILLING JIG



Code: LX 3970LA

ADJUSTABLE ROLLER BOLT

Stainless steel
Suitable for all surface mounted Locinox Gate locks
Facilitates closing the gate



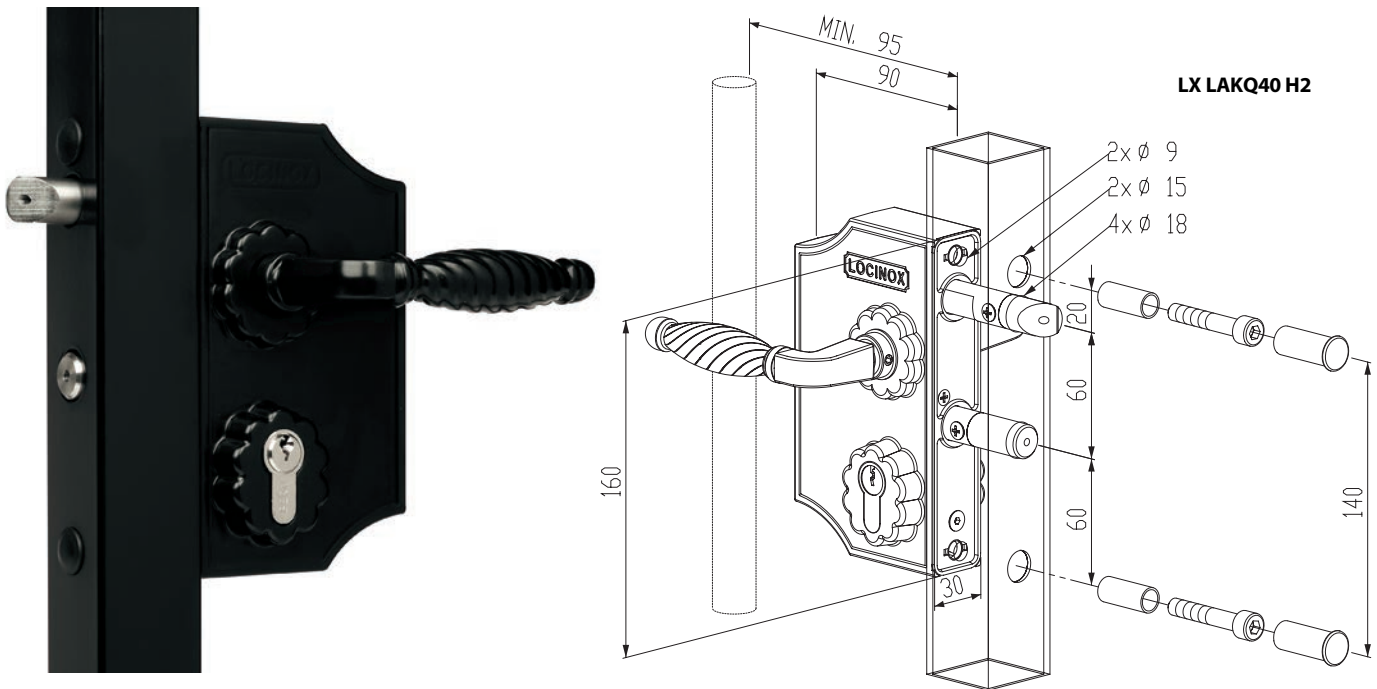
Code: LX-ROLLTOP40



Lock for Swing Gates (cont)

ORNAMENTAL LOCK

All stainless mechanism, cast aluminium box & handles, two sizes



Left or right operating



25mm throw on key turn

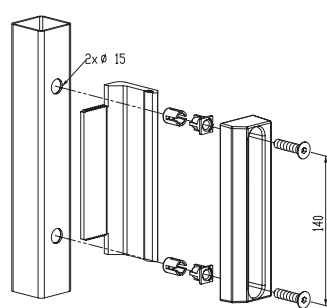


LX LAKQ40

Code	To fit mm	Box mm	Adjustment mm
LX LAKQ40 H2	40-60	160 x 90 x 30	0-20 Large Ornamental, Black or Ali
LX LAKY40	40-50	160 x 80 x 30	0-10 Small Ornamental, Black or Ali

FLAT KEEP WITH COUNTER LOCK BOX

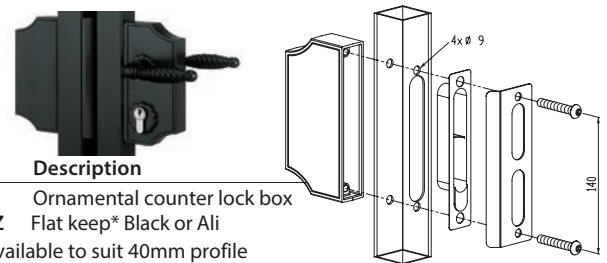
STANDARD KEEP



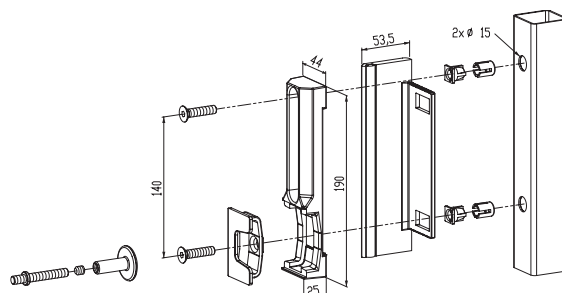
Code	Description
LX SAKL	Standard keep (p88)
LX 3018LA	Round post adaptor
LXSHKL	Security Keep (p88)
LX6403-AK	Round post adaptor (For Security Keep)

Code	Description
LX TK	Ornamental counter lock box
LX SPKZ	Flat keep* Black or Ali

* only available to suit 40mm profile



SECURITY KEEP



DRILLING JIG

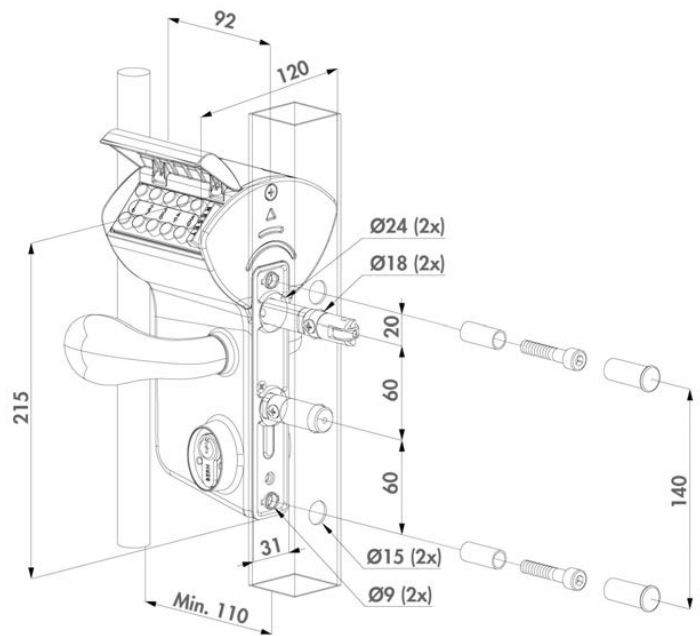


Code: LX 3970LA

Locks for Swing Gates (cont)

MECHANICAL CODE LOCK

Vinci - Double sided
Free-Vinci - Single sided
All stainless mechanism.



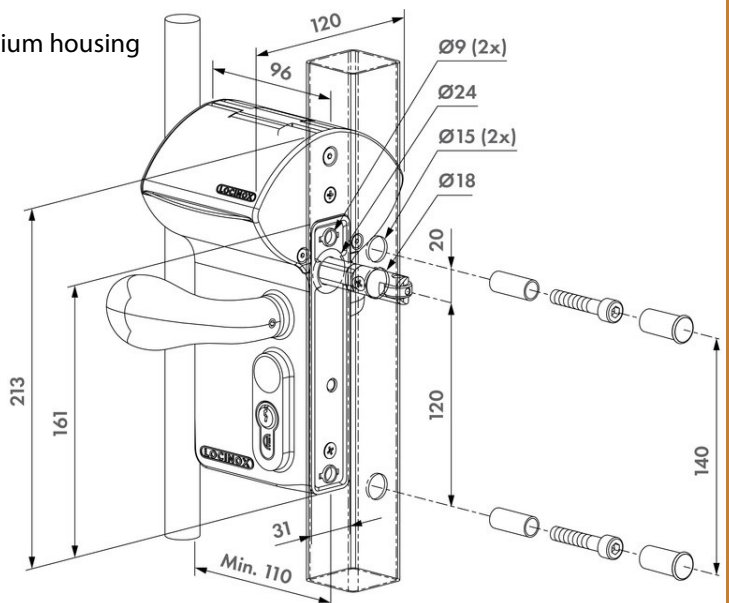
FEATURES

- Left or right operating
- 23mm throw on key turn
- 20mm continuous adjustment
- Rust-proof design and mechanism

	Code	To fit	Colours
Vinci - Double sided	LX LMKQ40	40-60□	Black
Free-Vinci - Single sided	LX LFKQ40-X1	40-60□	Black and Silver

Valentino - Battery Powered Code Lock

High quality battery powered electronic code lock with aluminium housing



FEATURES

- Lock box withstands 1000 hours of salt spray test
- Weather protected illuminated electronic code panel on both sides
- Extremely strong and vandal proof design
- Energy efficient, with up to 150,000 open/close cycles on same set of batteries
- Battery pack included
- Low battery warning light
- Support for free-exit, pushbar, and code controlled handles
- Key-operated unlocking and programming functionality
- Supports permanently open codes
- Different entrance and exit codes possible
- 20 mm continuous adjustability of the bolts allows a perfect latching / locking of the mechanism.

Code	To fit	Colours
LX-Valentino	40-60 □	Black
LX-Valentino Free Exit	40-60 □	Black

COMPATIBLE ACCESSORIES

Standard Keep SAKL
Security Keep SHKL
Round Post Adaptors:
LX 3019LA For Lock
LX 3018LA For Standard Keep
LX 6403AK for Security Keep
Drilling Jig LX 3970LA

Locks for Swing Gates (cont)

SURFACE MOUNTED ANTI PANIC GATE LOCK

Code: LX-PANIC

Stainless steel superior anti-panic lock with aluminium housing. Escape or exit from inside is possible at all times by operating the handle. Mechanical access from the outside is always possible by operating the cylinder.



FEATURES

- Lock box withstands 1000 hours of salt spray test
- Easy left or right changing of the self-latching striker
- 23 mm throw of the dead bolt, in 1 turn of the key
- Key-operated self-latching bolt
- 4-hole fixing with two hexagon socket head screws
- 60 mm centre distance of the bolts
- Continuous adjustment of the striker up to 20 mm without dismantling the lock box
- Stainless steel mechanism
- Tested up to 500.000 movements

Recommended Keeps

Standard Keep

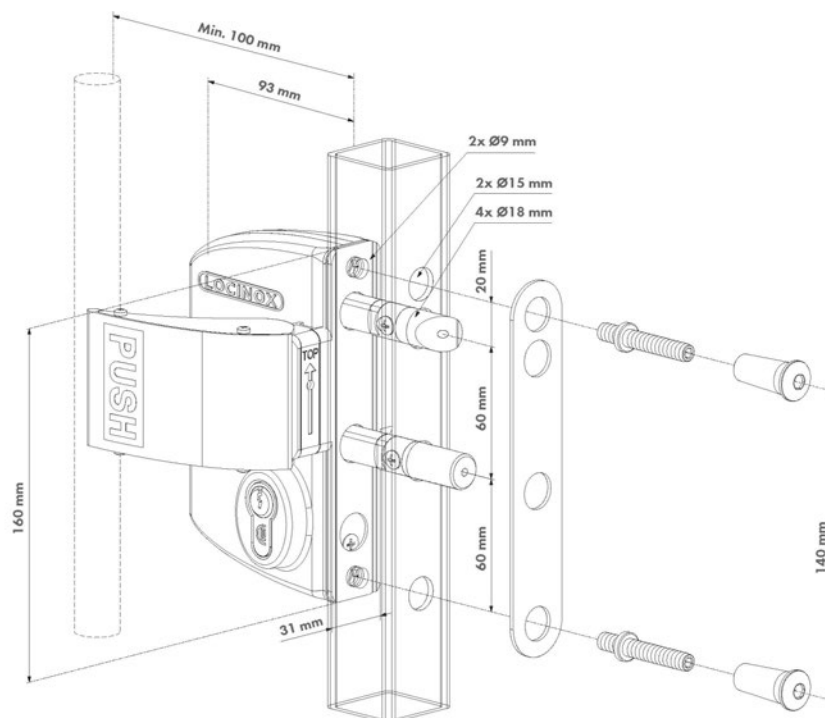


LX SAKL (p88)

Modulec Electronic Keep



LX Modulec SA (p110)



Please check compatibility with your local Council fire exit requirements

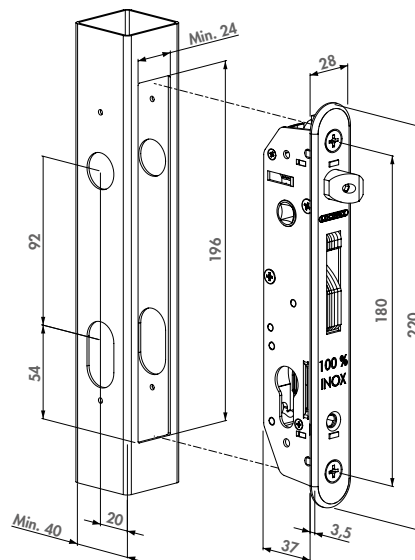
Insert Locks for Swing Gates

FORTYLOCK

Insert lock with 20mm backset for profiles of 40mm or more



Insert lock with 100% stainless steel mechanism. The stainless steel adjustable self-latching bolt and hook combined with the right keep guarantee a strong and solid closed gate where the gate wings can not be pulled apart or forced open. The lock can be installed on metal, aluminium and PVC gates. Thanks to the patented "Click-It" system, installing the lock can be done in a matter of seconds.



FEATURES

- Stainless steel lock mechanism with cover plate against dirt penetration
- Mechanism, hook, frontplate, latchbolt: stainless steel
- Backset 20 mm, for mounting in profiles of 40 mm depth or more
- Continuous adjustment of the daybolt up to 10 mm without dismounting the lockbox
- Key-operated self-latching bolt
- Easy left or right changing of the self-latching daybolt
- Throw of the hook: 21 mm
- Center-distance cylinder \leftrightarrow handles = 92 mm
- Compatible with all Europrofile cylinders
- Handles to be ordered separately
- Optional: Cover shield for handle & cylinder holes in aluminium, polyamide or stainless steel

Code:

LX FORTYLOCK (Lock Only)

(Image shows 3020-HYB-A2 SS Cover plates & 3006I-H SS Handles)

FORTYSETS Comprise Lock, Handle, Cover Plates, cylinder)

LX FORTYSET-ALI

Supplied with Ali Handle
3006M-H and Aluminium
Cover Plates HYB3020-ALU



LX FORTYSET-BLK

With Black Anodised Ali
Handles and Black Ali Cover
Plates



LX FORTYSET-SS

With Stainless Steel Handles
and Cover Plates



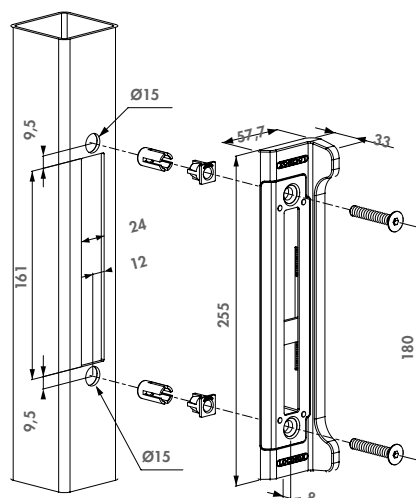
RECOMMENDED KEEPS



FORTYLOCK INSERT STAINLESS STEEL KEEP

Code LX SFKI QF40

- Keep for square profiles
- Innovative installation with Quick-Fix
- Easy left or right changing
- Insert depth: 15 mm
- For gate profiles 40 mm
- 13-20mm gap between gate and post



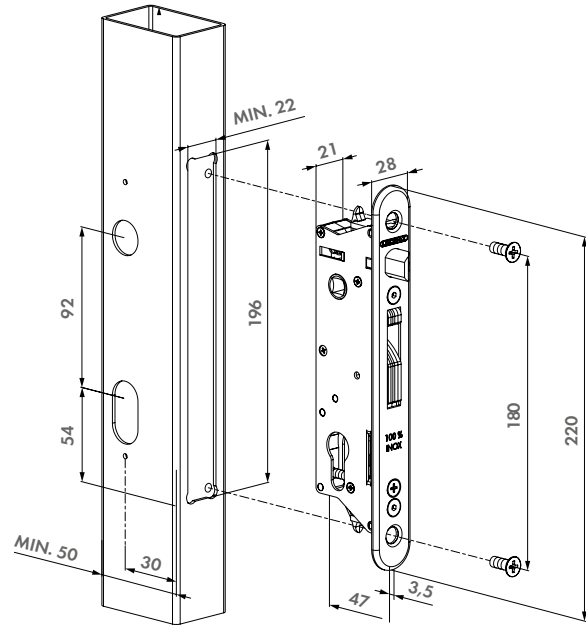
Insert Locks for Swing Gates (cont)

FIFTYLOCK

Insert lock with 30mm backset for profiles of 50mm or more



Prime insert lock with 100% stainless steel mechanism. The stainless steel adjustable self-latching bolt and hook combined with the correct keep guarantee a strong and solid closed gate where the gate wings can not be pulled apart or forced open. The lock can be installed on metal, aluminium and PVC gates. Thanks to the patented "Click-It" system the lock is mounted in seconds.



FEATURES

- Stainless steel lock mechanism with cover plate against dirt penetration
- Mechanism, hook, frontplate, latchbolt: stainless steel
- Backset 30 mm, for mounting in profiles of 50 mm depth or more
- Continuous adjustment of the daybolt up to 10 mm without dismantling the lockbox
- Key-operated self-latching bolt
- Easy left or right changing of the self-latching daybolt
- Throw of the hook: 21 mm
- Center-distance cylinder <=> handles = 92 mm
- Compatible with all Europrofile cylinders
- Handles to be ordered separately
- Optional: Cover shield for handle & cylinder holes in aluminium, polyamide or stainless steel

Code:

LX FIFTYLOCK (Lock Only)

(Image shows 3020-HYB-ALU Cover plates & 3006M-H Ali Handles)

FIFTYSETS Comprise Lock, Handle, Cover Plates, cylinder)

LX FIFTYSET-ALI
Supplied with Ali Handle
3006M-H and Aluminium
Cover Plates HYB3020-ALU



LX FIFTYSET-BLK
With Black Anodised Ali
Handles and Black Ali Cover
Plates



LX FIFTYSET-SS
With Stainless Steel Handles
and Cover Plates



RECOMMENDED KEEPS



LX SFKB
p90



LX SFKM
p91

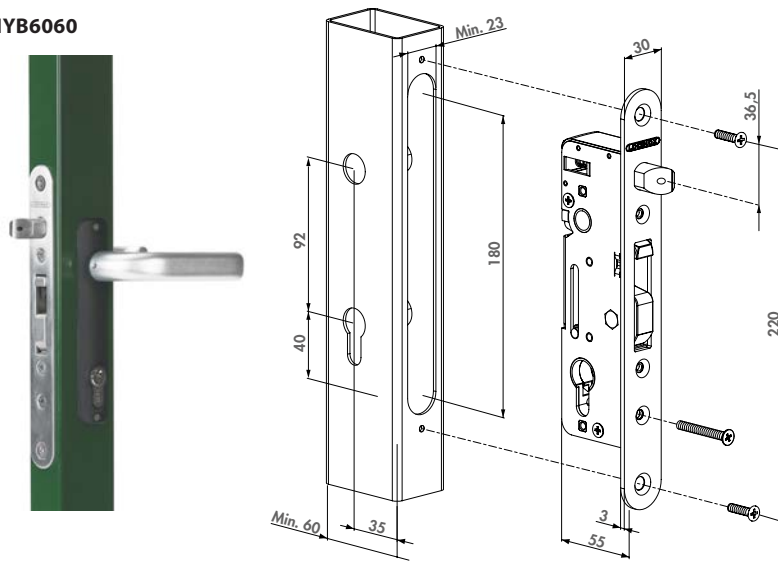
Insert Locks for Swing Gates (cont)

IN-FRAME HYBRID GATE LOCK

All stainless mechanism, reversible

FOR METAL GATES

LXHYB6060



HYBRID SETS Comprise Lock, Handle, Cover Plates, cylinder

LX HYB6060SET-ALI
Supplied with Ali Handle 3006M-H and Aluminium Cover Plates HYB3020-ALU



LX HYBRID6060SET-BLK
With Black Anodised Ali Handles and Black Ali Cover Plates



LX HYB6060SET-SS
With Stainless Steel Handles and Cover Plates


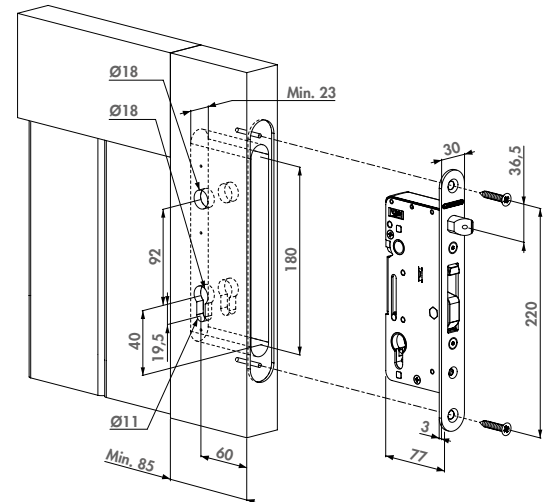


Code	Description
LX HYB6060	Hybrid lock only - 35mm backset, min. frame size 60mm
LX HYB6060SET	As above, with handles, coverplates and cylinder
LX HYB6060W	Hybrid Wood lock only -60mm backset, min frame size 85mm

FOR WOODEN GATES

LXHYB6060W

Image shows lock with: 3020-HYB-A2 brushed stainless cover plates and 30061-H Stainless handle



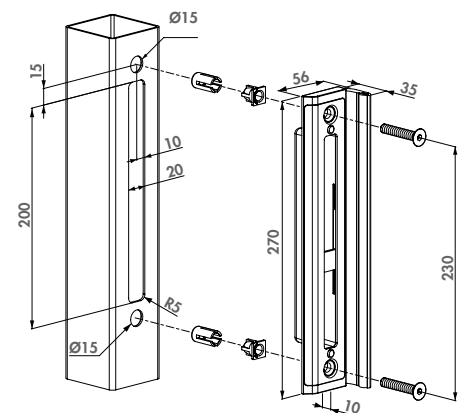
Weld a box to use on smaller frame sizes

Hook dimensions allow for 30mm gap

Key operates D latch and lock

20mm adjustable latch. Also reversible (L or R)

STANDARD KEEP FOR HYBRID LOCK IN METAL FRAME

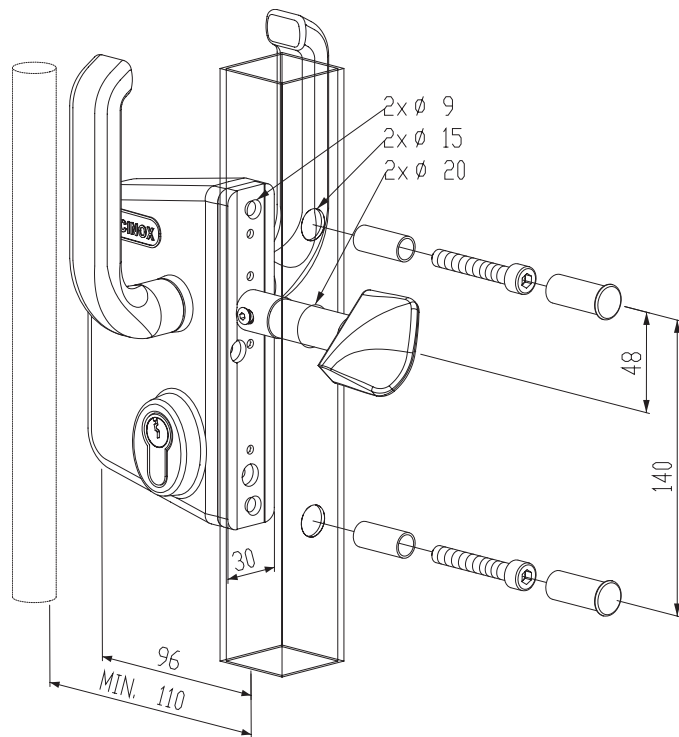


LX HYB6060W (p90)

Locks for Sliding Gate

SLIDING GATE LOCK

All stainless mechanism, reversible



INNOVATIVE CLOSING SYSTEM:



FAST AND EASY MOUNTING:



Position

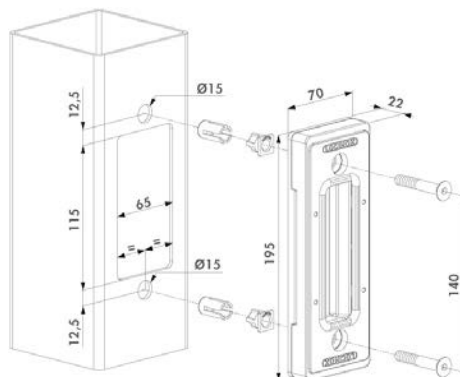
Screw in twistfinger

Lock twistfinger with fixing screw

Fit lock with hex key

Code	To fit	Colours stocked
LX LSKZ40	40□	Black, Silver
LX LSKZ50	50□	Black, Silver
LX LSKZ60	60□	Black, Silver
LX LSKZ80	80□	Black, Silver
LX 3019LA	Round post adaptor	

KEEP FOR SQUARE AND FLAT PROFILES



DRILLING JIG



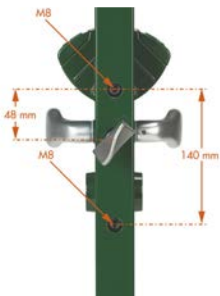
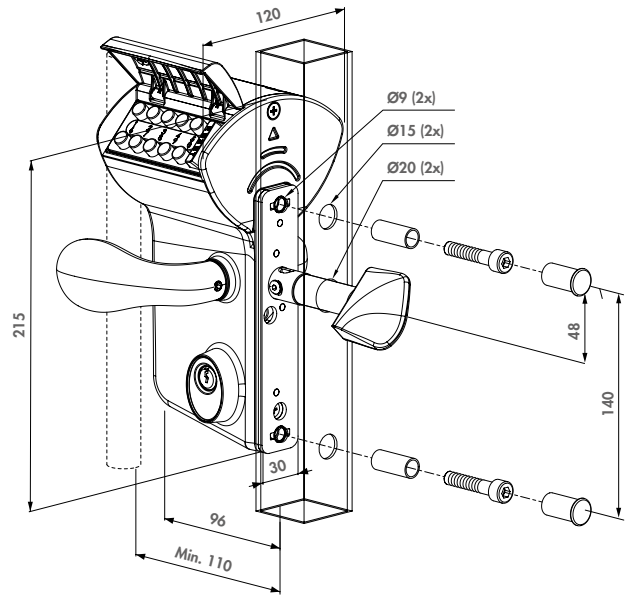
Code: LX 3970LS

Code	Description
LX SSKZ	Keep for square profiles
LX O-SET	Adapter Case For flat profiles. For use in combination with SSKZ QF keep (p92)


Locks for Sliding Gates (cont)

LEONARDO MECHANICAL CODELOCK FOR SLIDING GATE

Double Sided Sliding Gate Lock
All stainless mechanism, reversible



INNOVATIVE CLOSING SYSTEM:



FAST AND EASY MOUNTING:



Position

Screw in twistfinger

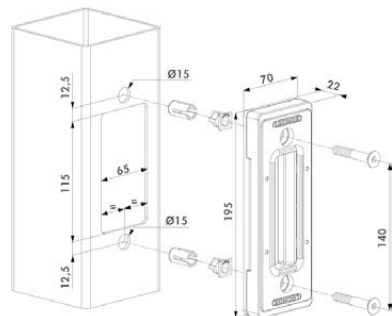
Lock twistfinger with fixing screw

Fit lock with hex key

Code Colours stocked

LX LLKZV2 Black - To fit 50mm profile
Options available for 40, 60 & 80mm profile

KEEP FOR SQUARE AND FLAT PROFILES



Code Description

LX SSKZ Keep for square profiles
LX O-SET Adapter Case For flat profiles. For use in combination with SSKZ QF keep (p92)

DRILLING JIG



Code: LX 3970LS

Locks for Sliding Gates (cont)

H-COMPACT -HANDLELESS STAINLESS STEEL INSERT LOCK WITH HOOK

Quality 100% stainless steel insert lock.

The absence of handles prevents people from climbing over the fence with the handle as a step.

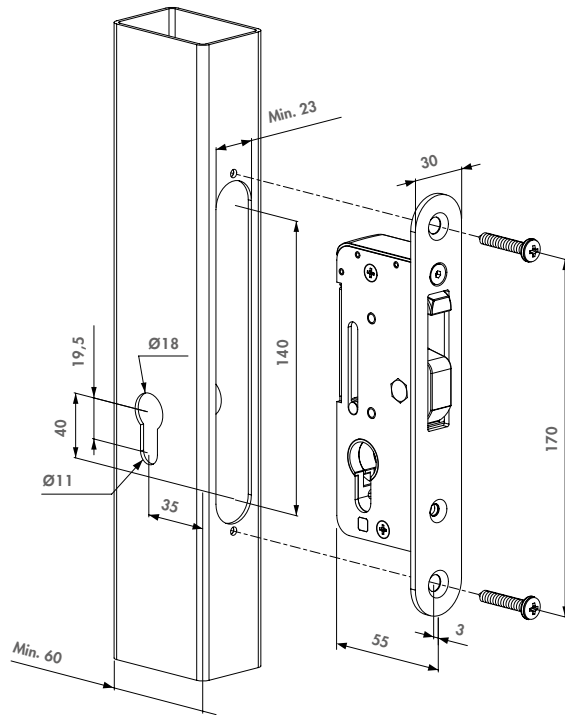
The anti-theft pin which prevents lifting of the gate can be removed, this makes it possible to use the H-Compact lock in swing gates

Code: LX-H-Compact - Lock Only

LX-H-Compact -Set -Lock + Barrel+ Cover Plates



Cover Plates supplied in Set

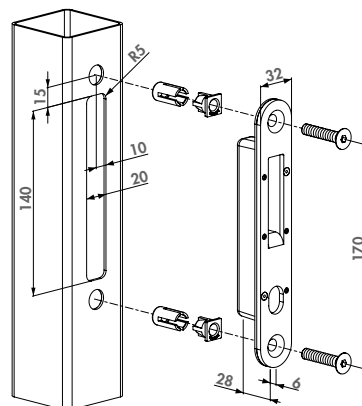


FEATURES

- Suitable for swing and sliding gates
- Mechanism, hook, front plate, chassis and all internal mechanical parts are a 100% stainless steel
- Throw of the hook: 33 mm
- Stainless steel hook for night locking
- Without self-latching bolt
- (Removable) pin prevents lifting the hook from the keep when used in a sliding gate.
- Lockmechanism with cover plate against dirt penetration
- Compatible with all Europrofile cylinders
- 35mm backset



Recommended Keep
Code: LX SHKC (p92)



Keeps For Swing Gates

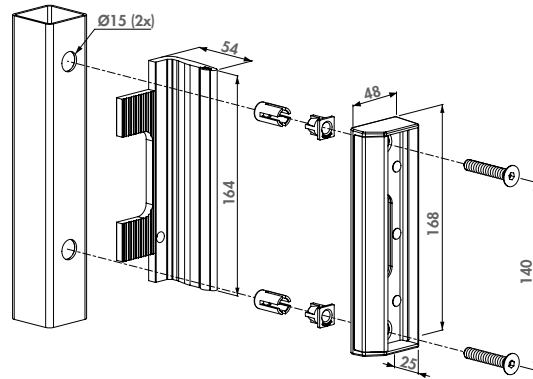
ADJUSTABLE STAINLESS STEEL KEEP

Code: LX SAKL Black or Ali



30mm gap required between post and gate

Stainless steel keep with polyamide finishing used as standard for all your gates (garden, ornamental, industrial,...). The unique Quick-Fix ensures a fast and strong mounting. The adjustable, aluminium stop plate with rubber accepts different gate profiles from 40 to 60 mm width. Redesigned to make the strike accept the latchbolt easier.



COMPATIBLE LOCKS



LX LAKQ40

LX LMKQ

LX LFKQ

LX LAKZ

ADJUSTABLE STAINLESS STEEL SECURITY KEEP

Code: LX SHKL Black or Ali



Stainless steel keep with polyamide finishing for all your metal, aluminium and PVC gates. The patented stainless steel anchoring system prevents pulling the gates out of the keep. The unique Quick-Fix ensures a fast and strong mounting. The adjustable, aluminium stop plate with rubber accepts different gate profiles of 40 - 60 mm wide. Redesigned to make the strike accept the latchbolt easier.

30 - 35mm gap required between post and gate

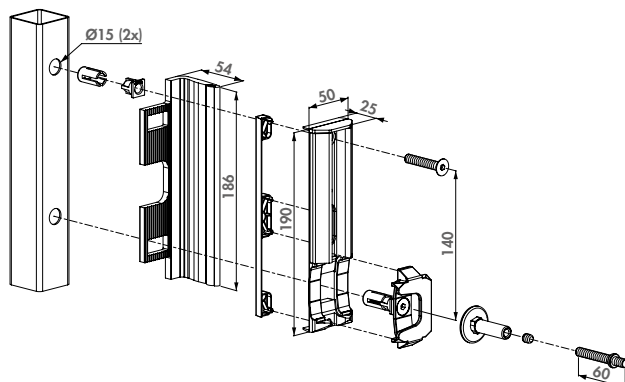
COMPATIBLE LOCKS



LX LAKQ40

LX LMKQ

LX LFKQ

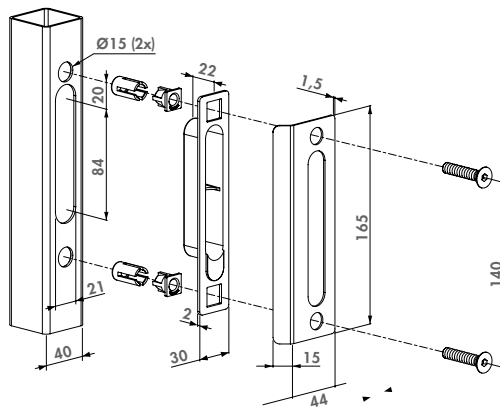


Keeps for Swing Gates (cont)

ORNAMENTAL KEEP

Code: **LX SPKZ ALUM** Polished Ali
LX SPKZ BLK Black PC Steel

Flat keep to suit 40mm profile. Can be used with
Ornamental counter lock box LX TK



8mm gap required between post and gate

LX SPKZ with LX TK

COMPATIBLE LOCKS



LX LAKQ40H2



LX LAKY40



LX-LAKQ40U2



LX LMKQ40

Keeps for Insert Locks

HYBRID KEEP FOR METAL FRAME

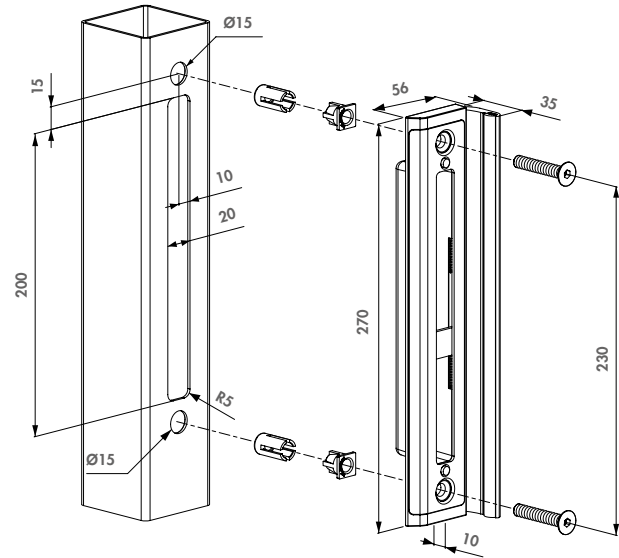


Code: LX HYB6060 15-30mm gap required between post and gate

FEATURES

- Adjustable for gate profiles: 40-60 mm width
- Innovative Quick-Fix mounting
- Anchoring plate for hook
- Easy left or right changing

Stainless steel keep for insert locks. This unique keep in combination with the insert lock ensures a strong gate anchoring. This configuration is equipped with Quick-Fix for metal and aluminium posts.



COMPATIBLE LOCK

LX HYB6060



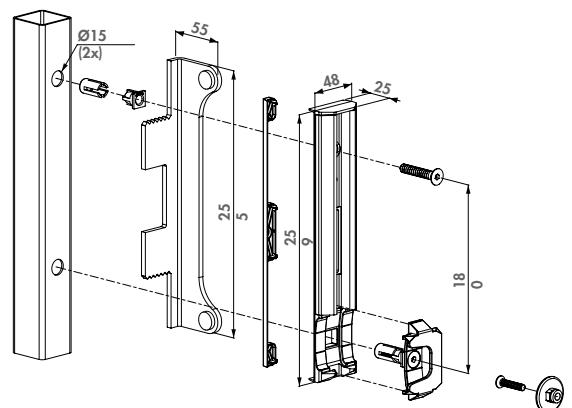
STAINLESS STEEL SURFACE MOUNTED KEEPS FOR FORTYLOCK, FIFTYLOCK AND SIXTYLOCKS

Code: LX SFKB -Security Keep

Stainless steel keep with polyamide finishing for all your metal, aluminium and PVC gates. The patented stainless steel anchoring-system prevents pulling the gates out of the keep. The unique Quick-Fix ensures a fast and strong mounting.

FEATURES

- Keep for square profiles
- Aluminium slam plate with shock rubber
- Innovative installation with Quick-Fix
- To combine with Fortylock, Fiftylock and Sixtylock
- Stainless steel anchoring system included
- Easy left or right changing
- Prevents opening the gate with a crowbar
- Adjustable for gate profiles: 40-60 mm width



Keeps For Insert Locks (cont)

STAINLESS STEEL SURFACE MOUNTED KEEPS FOR FORTYLOCK, FIFTYLOCK AND SIXTYLOCKS

Code: LX SFKM

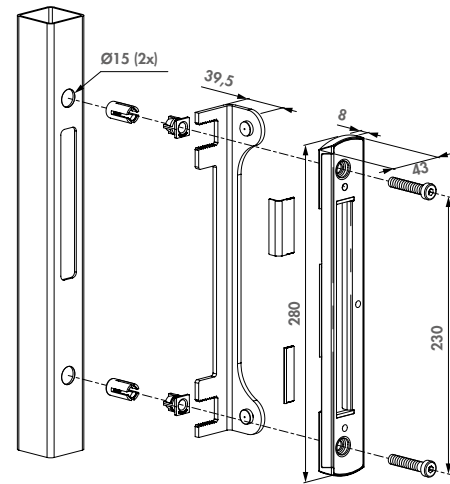
Aesthetical surface mounted keep for small metal, aluminium and PVC gates. Specially designed for Fortylock, Fiftylock and Sixtylock insert locks. The limited 8 mm depth ensures a discreet look. A highly efficient assembly with minimal gate preparations is guaranteed, while the unique Quick-Fix ensures a fast and strong fixation on the gate. This unique keep in combination with the insert lock ensures a strong gate anchoring.



13-20mm gap required between post and gate

FEATURES

- Stainless steel keep for square profiles as 40 -60mm
- Compatible with Fortylock, Fiftylock and Sixtylock insert locks
- Extruded stop plate in aluminium with rubber strip for longterm use
- Including innovative Quick-Fix fixations and self drilling screws
- Easy left or right changing
- Elegant design: visible thickness of 8 mm
- Adjustable stop plate for 40 mm to 60 mm gate frames
- Adjustable guide to avoid damage of day bolt to post



Code: LX SFKO

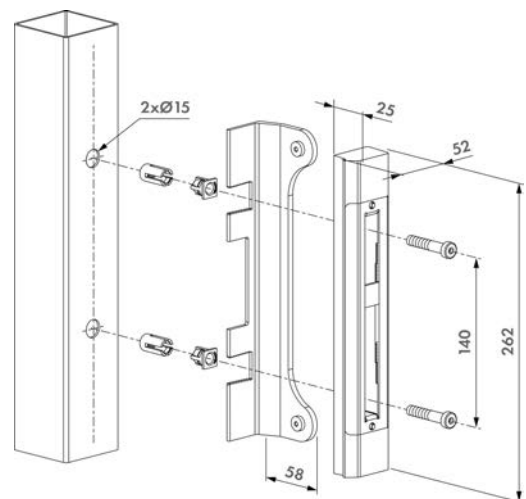
Aesthetical surface mounted keep. Specially designed for Fortylock, Fiftylock and Sixtylock insert locks. The keep is perfectly modular with the electrical strike Modulec-SF, no changes needed. A highly efficient mounting with minimal gate preparations is guaranteed, while the unique Quick-Fix ensures a fast and strong fixation on the gate. The anchoring system ensures a strong gate closure.



30-35mm gap required between post and gate

FEATURES

- Modular with electric strike MODULEC-SF
- Keep for square profiles
- Innovative installation with Quick-Fix
- Extruded stop plate in aluminium with rubber strip for longterm use
- To combine with Fortylock, Fiftylock, Sixtylock and Eightylock
- Vandal proof design: hook-in anchoring system prevents opening with a crowbar
- Easy left or right changing
- Adjustable for gate profiles: 40 - 60 mm



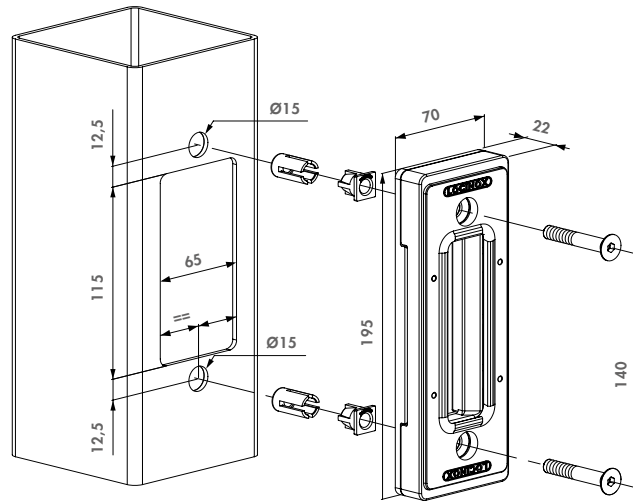
Keeps For Sliding Gates

SLIDING GATE KEEP



Code: LX SSKZ
Min 21mm gap required
between post and gate

Stainless steel sliding gate keep for hollow posts. The keep is 9 mm left/right auto-adjustable for an easy and secure anchoring of the gate lock. A rubber stop prevents the gate from being damaged while closing.



FEATURES

- Keep in stainless steel for square profiles
- Minimum profile size: 80 mm wide
- Fast and easy fixing with Quick-Fix
- The keep is 9 mm left/right auto-adjustable for easy and secure anchoring of the gate lock

COMPATIBLE LOCKS



LX LKZV2

LX LSKZ

STAINLESS STEEL ADAPTOR CASE FOR FLAT PROFILES

Code: LX O-SET For flat profiles. Designed for use with SSKZ keep (as pictured)



FEATURES

- Stainless Steel case to use together with sliding gate keep SSKZ when installing on a flat profile
- Protects the Twistfinger when the keep is mounted on a flat profile with a minimum thickness of 5 and a maximum thickness of 20mm

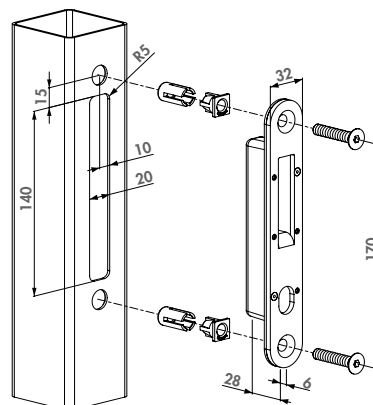
STAINLESS STEEL KEEP FOR H-COMPACT

Code: LX SHKC Min 6mm gap required between post and gate

Stainless steel keep for the H-COMPACT insert lock. The 33 mm throw of the hook and the anti-lift protection provide a secure anchoring.

FEATURES

- Plastic box prevents intrusion of dirt or water in the profile
- 6 mm thick front plate
- Can be used for swing and sliding gates
- Innovative installation with Quick-Fix
- The keep presents a safe solution and prevents lifting the gate out of the keep.



Exit Handles

PUSH HANDLE SET IN ALUMINIUM

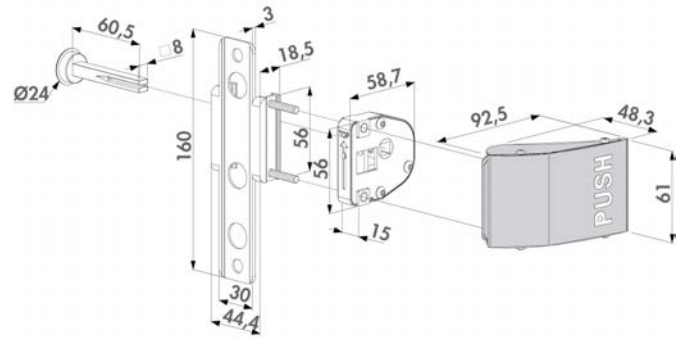
Code: LX 3006PUSH

Push handle set for easy opening of the gate by a simple push. The 3006PUSH replaces the standard handle, can be quickly installed on new or existing locks and operates the latch. One side blinded. Please check compatibility with your local Council fire exit requirements. Deadbolt may need to be removed.



FEATURES

- The set is adaptable on all surface mounted Locinox locks with aluminium U-lock box
- The 3006PUSH replaces the handles
- Facilitates opening the gate



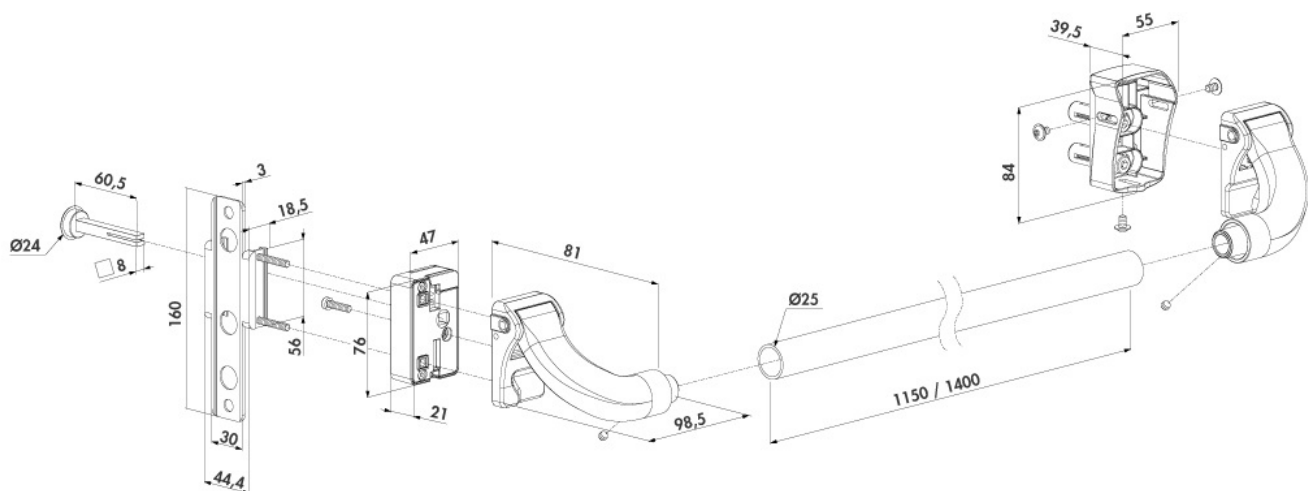
PUSH BAR IN ALUMINIUM FOR SURFACE MOUNTED GATE LOCKS

Available to Order

Code: LX PUSHBAR-L Aluminium push bar for surface mounted locks - Length 1150-1400 mm



Push bar for an easy opening and a free exit of a gate by a simple push. The aluminium PUSHBAR replaces the standard handle, operates the daybolt and can quickly be installed on new or existing Locinox surface mounted gate locks (LA, LP and LF chassis). The push bar can be perfectly shortened to fit any gate.



COMPATIBLE LOCKS



LX LAKQ40U2

LX LFKQ40X1

Alternative Handles & Accessories

ALTERNATIVE HANDLE PAIRS

To fit all locks except In-Frame Hybrid unless otherwise stated

ALUMINIUM HANDLE

Code: LX 3006M

Also available for Insert Locks



STAINLESS STEEL HANDLE

Code: LX 3006I

Also available for Insert Locks



Also available single-sided (3006I/2)

BLACK ANODISED ALUMINIUM Handle

For Surface Mounted Locks

Code: LX3006B

Or Insert Locks

Code: LX HYB3006B



FIXED STAINLESS STEEL GATE HANDLE

Code: LX3006-BAR-SS

Length: 450 mm

Type 316 Stainless Steel



REINFORCED ALUMINIUM HANDLE

Code: LX - HYB 3006S

FOR INSERT LOCKS



POLYAMIDE HANDLE

Code: LX 3006P



KEYED-ALIKE CYLINDERS

For multiple lock installations



ALUMINIUM CLUB HANDLE

Code: LX 3006C

Also available for Insert Locks

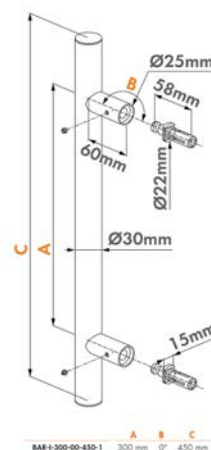


ROUND KNOB BLOCKING SET

Code: LX 3006 KR



Code	Size
LX 3012GSZ	37mm
LX 3012GCA	46mm
LX 3012GSZ	54mm
LX 3012GSZ	60mm
LX 3012GSZ	80mm



WROUGHT IRON STYLE BLACK

Code: LX 3006FA

Also available single-sided (3006FA/2)



Permits the following combinations:

- 1 side fixed side movable
- 2 sides fixed
- 2 sides movable

KEYED TO DIFFER CYLINDERS

Code	Size
LX 3012VSZ	54mm
LX 3012VSZ	60mm
LX 3012VSZ	80mm

DUMMY CYLINDER

Disables deadbolt locking; for panic gates in combination with the 3006PUSH

CODE LX 3012DSA 54mm



ROUND ALUMINIUM KNOBS

Code: LX 3006R



CHILD SECURITY KNOB

Needs 2kg force to squeeze, then turn

QUICK-FIX BOLTS

Self anchoring; can be used with other products

Code: LX QUICK-FIXQF2

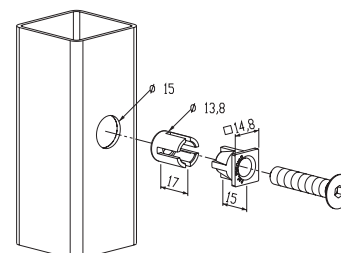

ADJUSTABLE ROLLER BOLT



Code: 6004ROLI



Code: LX KIDLOC



Catch, Safety Cables & Shroud

B-SAFE AND U-SAFE CABLES

Locinox gate safety cables avoids the gate falling in case of hinge failure. Thanks to the patented Quick-Fix fixation system, the B-Safe and U-Safe are easily yet firmly fixed into the post. The cables are rated up to 1500 kg and prevent gates up to 500 kg from falling if hinges fail.

B SAFE- STAINLESS STEEL SAFETY CABLE



Code: LX-BSAFE

FEATURES

- Cable length 220 mm long, 4mm thick with 1 mm thick protective transparent sleeve
- Firmly fixed thanks to patented Quick-Fix system
- For gates up to 500 kg
- Easy installation guaranteed

U SAFE- STAINLESS STEEL SAFETY CABLE

The U-Safe cable is rated up to 1500 kg and prevents gates up to 500 kg from falling if hinges fail, the same as the B Safe but has a longer and thicker cable

Code: LX-USAFE



FEATURES

- Stainless steel cable rated at 1500 kg in case of hinge failure
- 300 mm long, 5mm thick with 1 mm thick protective transparent sleeve
- Firmly fixed thanks to patented Quick-Fix system
- For gates up to 500 kg
- Easy installation guaranteed

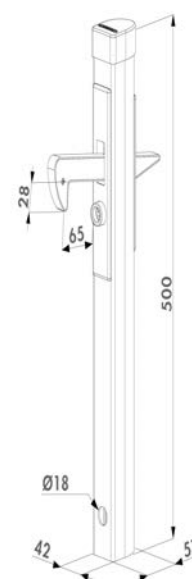
ALUMINIUM GATE HOLD-BACK CATCH

FEATURES

- Aluminium powder coated chassis
- Anchoring holes for concrete
- Height adjustability of the catch hook: 40 mm
- Stop rubber and polyamide catch hook avoid damaging the gate frame
- Stop rubber adjustable for profiles 40 mm to 60 mm
- Reversibility of the catch hook: pre-mounted with hook down
- Catches upper side of the gate



Code: LX-IGC



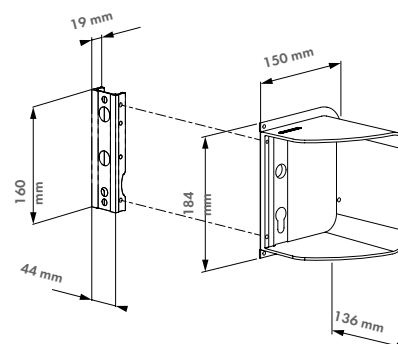
SHROUD

Protective Shroud for surface mounted locks with free exit

CODE: LX-SHROUD-LA-Z

FEATURES

- Shroud made out of polyamide with black matte finish
- Compatible with free exit type locks - Industrial, panic and garden gate locks
- Compatible with 3006PUSH 3006R-2, KIDLOC-2, 3006KR handles only
- Easy installation
- For 40, 50 and 60 mm gate profiles



Electradrop Motorised Drop Bolt

Electric 24V drop bolt with 115 mm throw for safe locking of automated swing gates


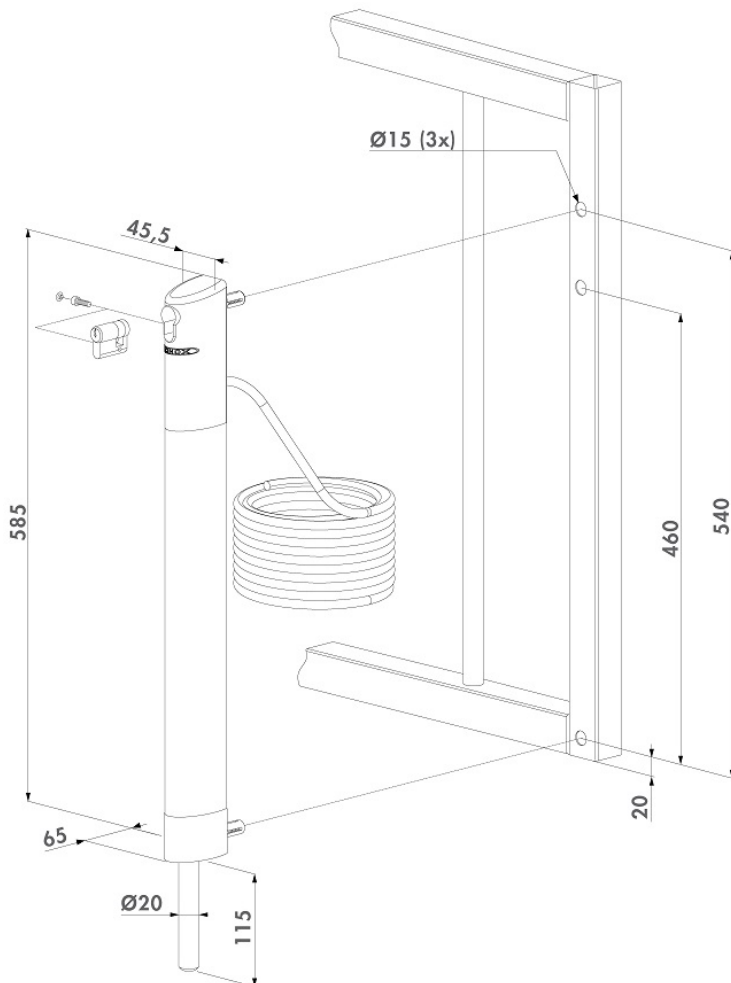
SKU: LX-ELECTRADROP-SILV

LX-ELECTRADROP-BLK



FEATURES

- Vandal-proof, powder coated aluminium housing
- To be connected to the warning light on automated gates (min 3 sec prewarning signal) or directly on the gate automation
- Automatic detection and memorisation of the continuous or pulse signal
- Mechanical release possible (by key) in case of emergency
- The integrated obstacle detection will automatically stop the drop bolt movement in case of overpressure to avoid injuries.
- Throw: 115 mm
- Drop bolt diameter: 20 mm
- For gate profiles: 40 mm or more
- Consumption: 25 W / Standby: 0,2 W
- 5 m cable included
- Included: 3012-37-STD cylinder
- To connect to a 24V DC power supply



Drop Bolts and Ground Stops

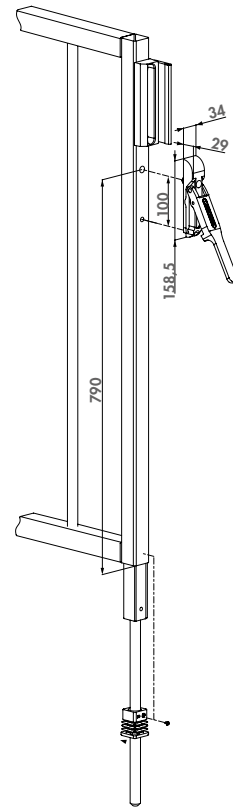
SUBY INTERNAL DROP BOLT

Code: LX SUBY Available in Black



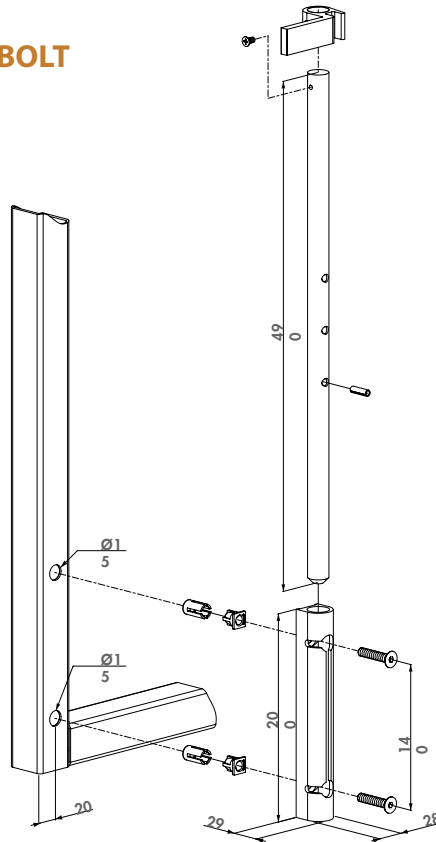
FEATURES

- Height adjustability of the drop bolt: 100 mm
- Throw: 120 mm
- Internal dropbolt in aluminium
- Steel handle with black overmoulded POM provides the optimal combination between robustness, ergonomics and protection against corrosion
- Internal push spring guarantees a perfect closure (even if the drop bolt is blocked by dirt inside the ground stop) and prevents overpressure
- Designed for profiles up to 3 mm thick
- Fast & easy fixing: 2 screws
- User-friendly manipulation of the drop bolt at a convenient height
- For gate profiles: 40x40 mm, 50x50 mm, 60x60 mm and 60x40 mm
30mm gap required between post and gate



SURFACE MOUNTED DROP BOLT

Code: LX VSA Aluminium
LX VSF Hot-dip galvanised steel
LX VSF BLACK - New!



- Type VSF: hot-dip galvanized pin
- Type VSA: aluminium pin
- With aluminium head block
- For profiles as of 40 mm or more
- Height adjustability of the drop bolt: 100 mm
- Throw: 140 mm
- Locks itself between the wings of the gate
- Fast and easy fixing with Quick-Fix
- Easy to retrofit

CENTRE GATE STOP

Code: LX CGS
SUITS SUBY ONLY



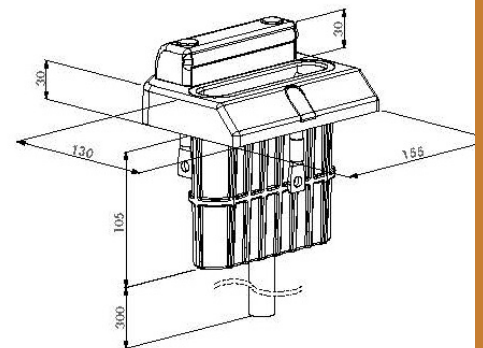
BOLT ON OFF-CENTRED GROUND STOP

Code: LX SABO



FEATURES

- Surface mounted design, suitable for surface mounted drop bolts
- Maximum drop bolt axle diameter: Ø 20 mm
- Adjustable in height: distance between finished ground level & bottom of the gate: 20 to 45 mm
- Adjustable in depth, different gate profiles possible: VSA - VSF - Keydrop: 40 to 60 mm
- Anchor pins included
- Material: black anodized aluminium top plate



Gate Closers

TIGER - COMPACT HINGE AND GATE CLOSER IN ONE

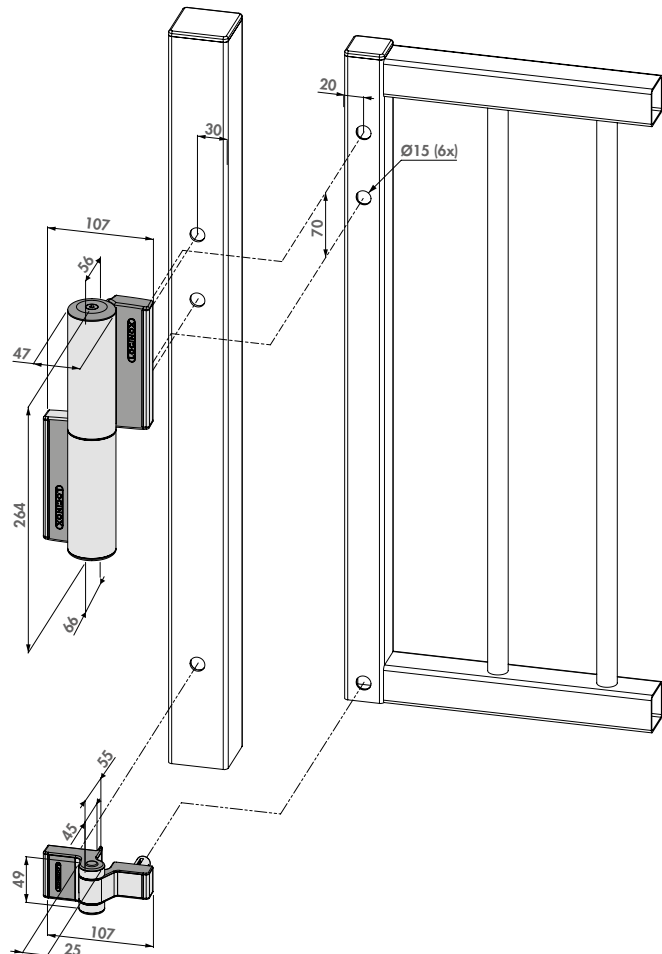
Code: LX TIGER Black



180° self-closing hydraulic hinge with precise adjustments on speed and final snap. The aluminium powder coated housing and unique high-tech components allow the Tiger to function perfectly in any weather situation. We highly recommend the Tigerdrill for an even more efficient installation. The Puma hinge is included.

FEATURES

- For gates up to 75kg, 1.1m wide
- Automatic 180° closure with adjustable closing speed and final snap
- Aesthetic design
- Powder coated aluminium housing
- Closing speed unaffected by humidity and temperature changes
- Vandal-proof
- For left and right turning gates
- Fast and easy fixing with Quick-Fix
- 20mm vertical adjustability
- Gap between post and gate 10-25mm
- Tested at 500,000 movements



CHAIN LINK BRACKET FOR TIGER GATE CLOSER



Code: LX-TIGERCLB

FEATURES

- Aluminium anodized assembly brackets for Tiger on chain link fences
- Diameter post: 48 to 102 mm
- Diameter gate profile: 35 to 48 mm
- All fixations included
- Drilling jig included for easy installation



Code: LX-TIGERDRILL

TIGERDRILL

This tool guarantees perfect alignment and a fast and easy installation. No measuring needed, just fix the tool on the post, drill the holes, install the Tiger and Puma, and close the gate.

CARACAL - HYDRAULIC 180° GATE CLOSER

The Caracal is a compact gate closer which allows soft and easy opening. It comprises a hydraulic closer plus spring hinge and guarantees a damped closing according to the desired speed settings. Perfect for swimming pools, playgrounds, parks, and garden gates. Available in Black



Code LX CARACAL

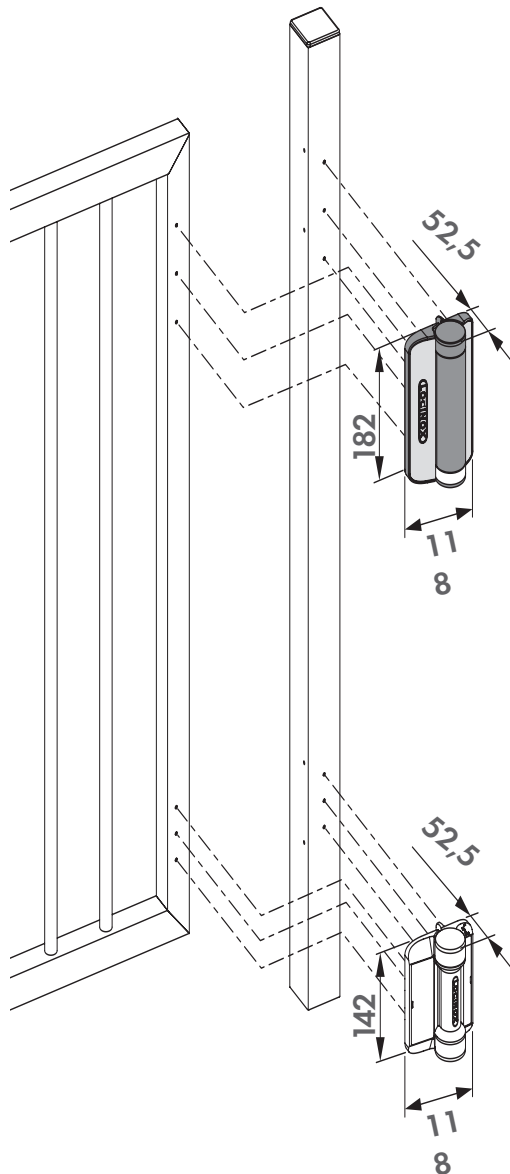
FEATURES

- Suitable for metal, vinyl or wooden gates
- Gap between post and gate 25-38mm
- Max width 1050mm
- Max Weight 60kg
- Hydraulic damping
- Speed regulation
- 20mm vertical and horizontal adjustability
- Easy to open
- Flexible installation
- No welding required
- Round post adaptors available
- Quick-Fix or self-drilling screws
- Tested to 500K cycles
- 3 year warranty

CARACAL-ROUND POST BRACKETS

LX CARACAL-CLB

High quality engineered plastic bracket for installation of the Caracal gate closer on round chain link fences. The brackets are installed between the gate closer and the post. A perfect, firm and easy installation is guaranteed. The brackets for the Serval spring hinge are included



Caracal No Step
Anti Climb Safety
Cap



LX CARACAL-NO STEP

Gate Closers (cont)

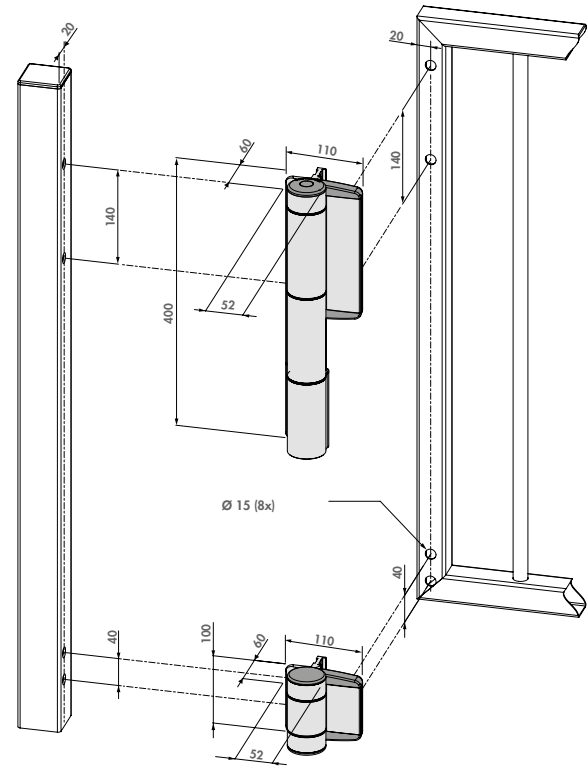
MAMMOTH & MAMMOTH HD- HYDRAULIC GATE CLOSERS FOR HEAVY GATES

Elegant and powerful self-closing gate closers for 180° gate situations. Equipped with a double bearing for an extremely comfortable functionality. The Active Thermal System guarantees a constant closing speed, unaffected by weather conditions. Available in Black

MAMMOTH Code LX MAMMOTH

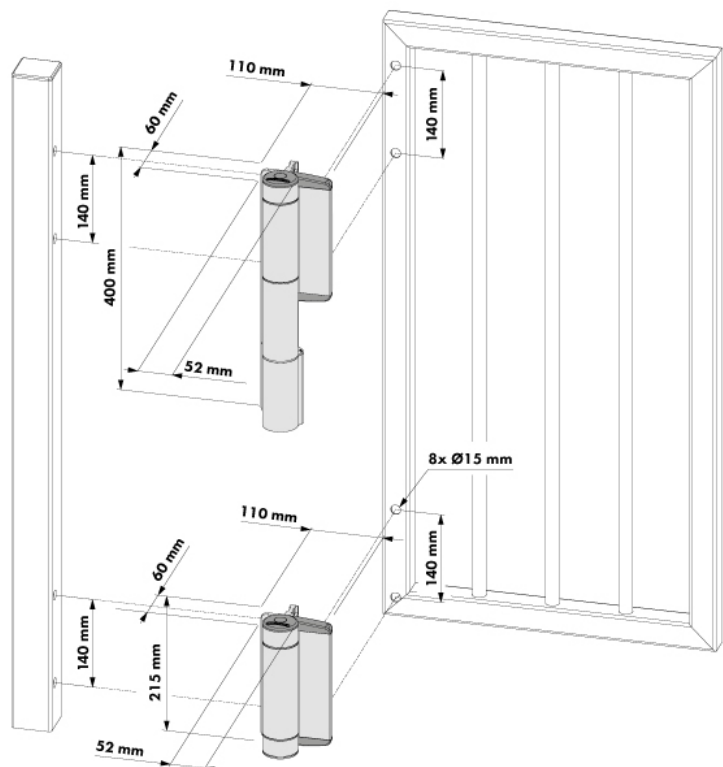
FEATURES

- For gates up to 150kg (max 1.5m wide)
- Self-closing hinge with patented hydraulic damping
- Adjustable closing speed and pressure
- Aesthetic design
- Powder coated aluminium housing
- Closing speed unaffected by temperature changes
- 180° opening angle
- 20mm vertical adjustability
- Gap between post and gate 15-35mm
- Vandal-proof
- For left and right opening gates
- Easy mounting with Quick-Fix
- Tested at 500,000 movements
- Dino Hinge included



MAMMOTH HD

Code LX MAMMOTH-HD



FEATURES

- For gates up to 200kg (max 2m wide)
- Self-closing hinge with patented hydraulic damping
- Adjustable closing speed and pressure
- Aesthetic design
- Powder coated aluminium housing
- Closing speed unaffected by temperature changes
- 180° opening angle
- 20mm vertical adjustability
- Gap between post and gate 15-35mm
- Vandal-proof
- For left and right opening gates
- Easy mounting with Quick-Fix
- Tested at 500,000 movements
- Raptor Hinge included

SAMSON2 HYDRAULIC GATE CLOSER FOR LARGE GATES

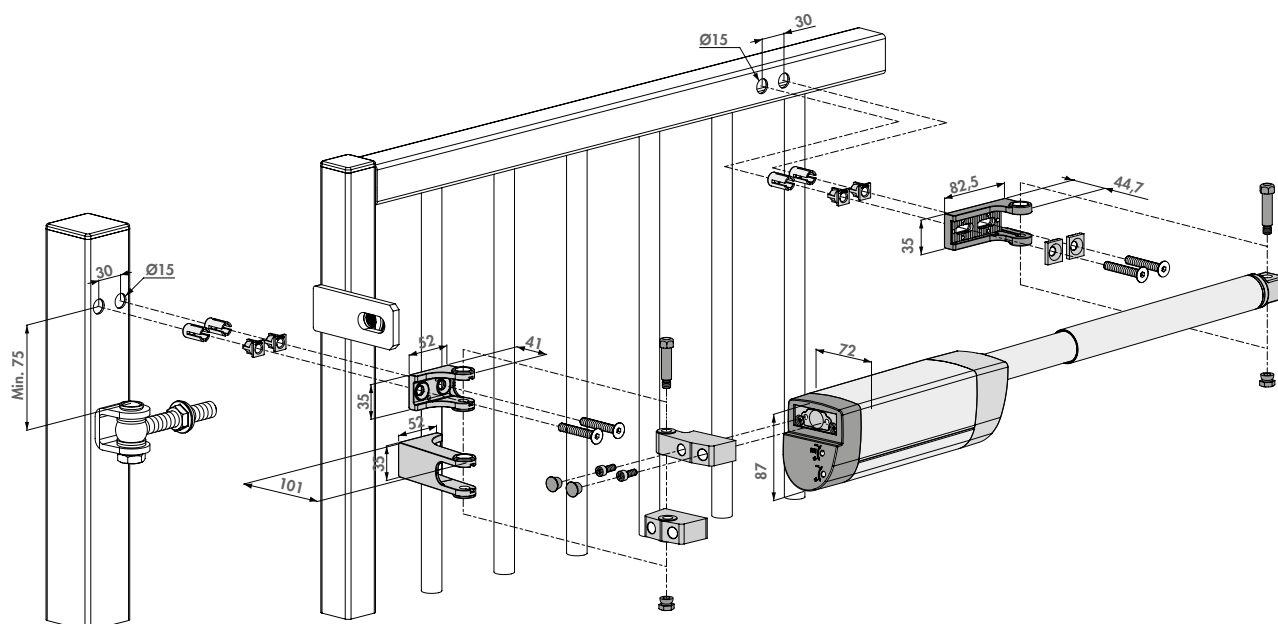
Code: LX SAMSON2 (Silver)



Simple installation and flexible functionality make it the perfect fit for larger gates. Samson-2 is a polyvalent hydraulic gate closer developed with high quality components for an exceptional long life span. Temperature changes do not affect the smooth and constant functionality. The set of mounting brackets that are delivered with the closer make Samson-2 fit for any gate.

FEATURES

- For gates up to 150kg (max 2m wide)
- Opening angle up to 150° depending on the situation
- Adjustable closing speed and pressure
- Specially developed for outdoor use: industrial quality
- Powder coated aluminium housing
- Closing speed unaffected by temperature changes
- Fast and easy fixing with Quick-Fix
- For left and right turning gates
- Tested at 500,000 movements



Gate Closers (cont)

VERTICLOSE2 -POWERFUL ALL-ROUND HYDRAULIC GATE CLOSER FOR 90° AND 180° HINGES

Code: LX VERTICLOSE2 (Black or Silver)




The Verticlose-2 gate closer is the top line in the Verticlose product range. Highly versatile and with excellent features, the powerful Verticlose-2 is the perfect gate closer for both 90° and 180° hinge situations. The integrated pretension, micro adjustment of speed and final snap and the Quick-Fix fixation guarantee a very quick and efficient installation. The aesthetic aluminium powder coated body in combination with highly durable internal components guarantee a very long life cycle.

FEATURES

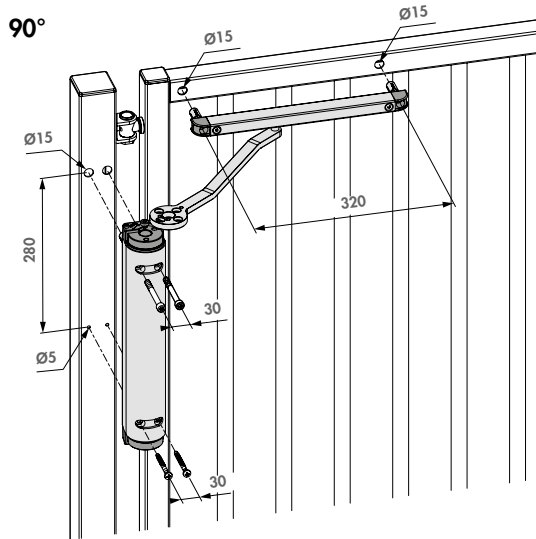
- For gates up to 150kg (max 1.5m wide)
- Micro adjustment of speed and final snap
- Railset included for 90° and 180° situations
- Aesthetic & compact design
- Powder coated aluminium housing, perfectly suited for outdoor use
- Integrated pretension for extra smooth installation
- Closing force over the full 180° opening angle
- Firmly fixed thanks to patented Quick-Fix system
- For left and right opening gates
- Tested at 500,000 movements

VERTICLOSE2-WALL CODE: LX VERTICLOSE2WALL

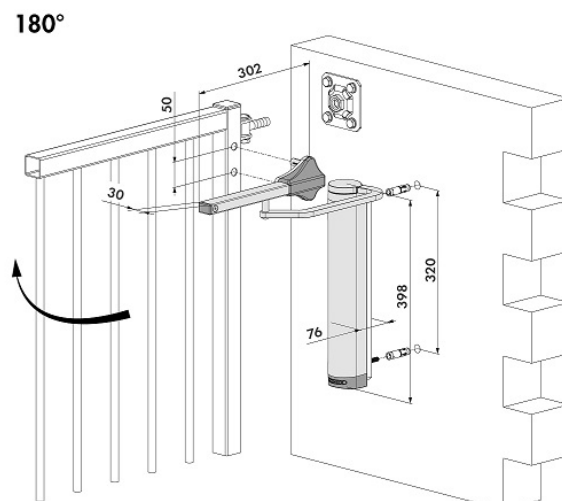
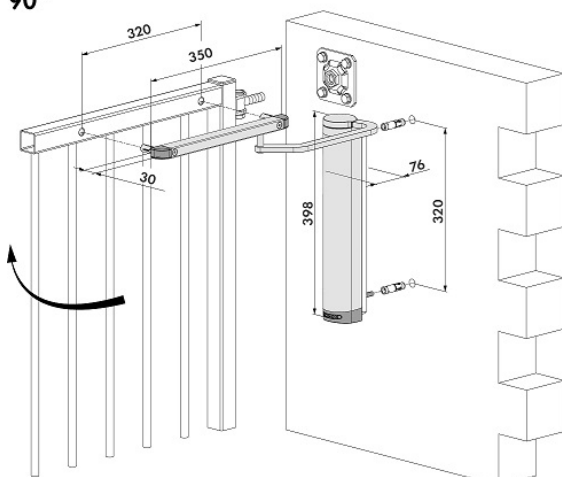
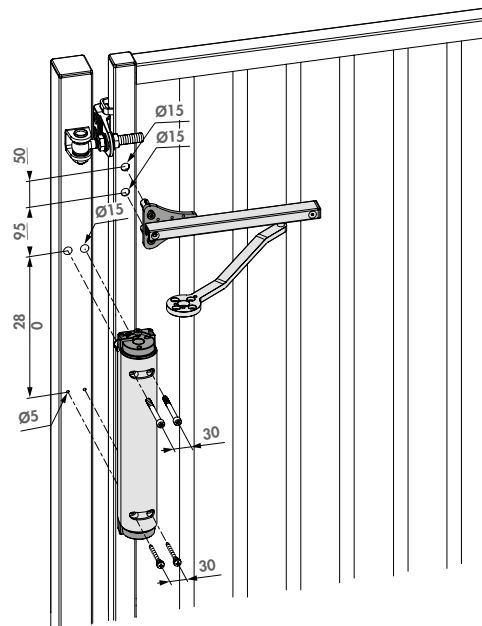
Specifically designed for wall mounting where the gate closer itself is positioned 90° in relation to the gate



90°



180°



LION - COMPACT, POLYVALENT GATE CLOSER

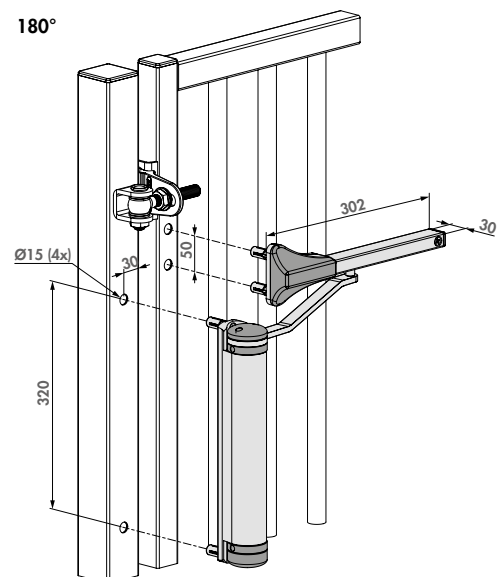
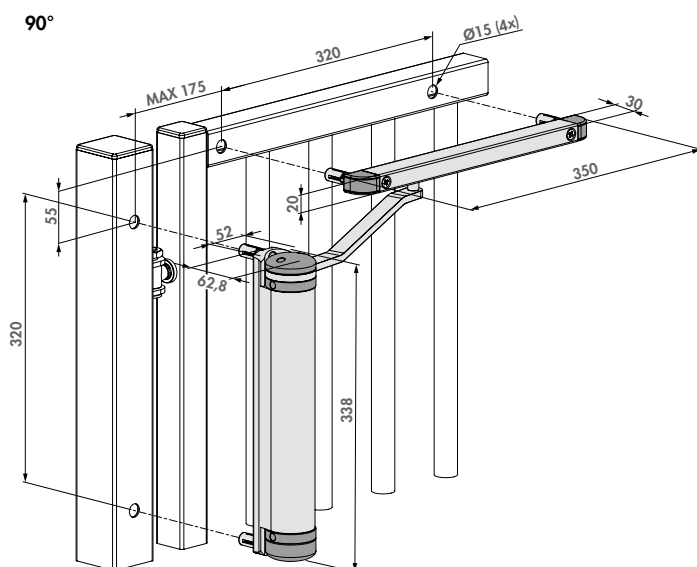
Code: LX LION (Black or Silver)



The attractive and compact Lion gate closer is unique in its kind. This hydraulic all-rounder is fit for every possible gate situation. Moreover, both 90° and 180° railsets are included in the package, allowing for more flexibility on site. The powder coated aluminium housing combines a handsome look with a spotless functioning for many years.

FEATURES

- For gates up to 75kg (max 1.1m wide)
- Automatic 180° - closing with adjustable closing speed and final snap
- Railset included for 90° and 180° situations
- Compact & aesthetic design
- Powder coated aluminium housing
- Closing speed unaffected by temperature changes
- For left & right turning gates
- Integrated pre-tension for extremely smooth installation
- Easy & fast mounting: Quick-Fix
- Tested at 500,000 movements



Gate Closers (cont)

INTERIO INTERNAL HYDRAULIC CLOSER

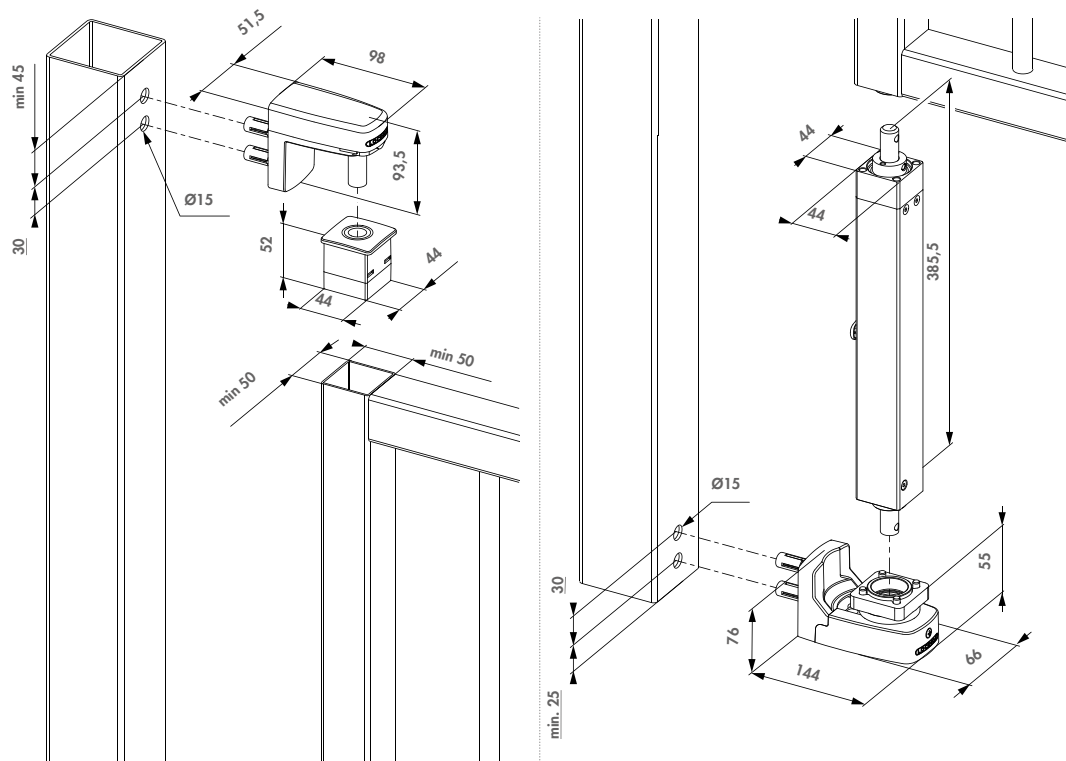
The invisible Interio gate closer, with matching hinge set, is completely built into the gate frame. This highly aesthetic solution opens and closes the gate comfortably.

FEATURES

- For gates up to 150kg (max 1.5m wide)
- Self-closing up to 125° (depending on the situation) with adjustable closing speed and final snap
- Powder coated aluminium housing
- Constant closing speed in hot or cold weather
- Vandal-proof
- For left & right turning gates
- Available for 50 and 60 mm profiles with max 2 mm thickness
- Secure, fast and easy attachment thanks to Quick-Fix mounting bolts
- Recommended with Gatestop
- Easy to open: Max. 20 Nm



Code: LX INTERIO



Gate Closers (cont)

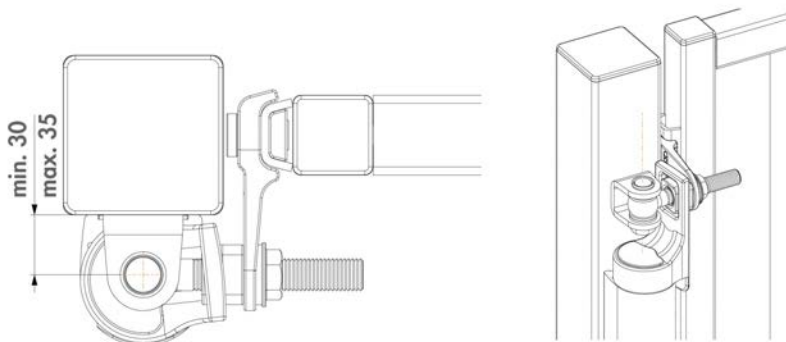
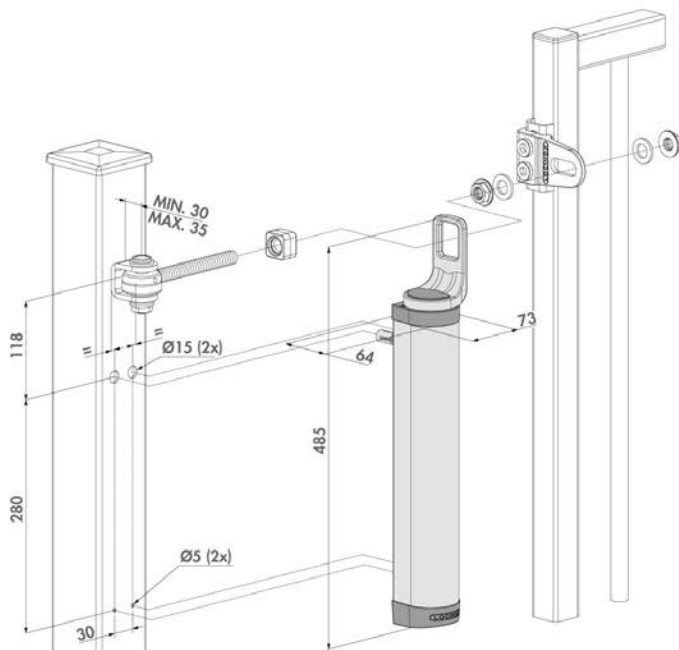
RHINO- 180° GATE CLOSER WITH DIRECT CONNECTION TO LOCINOX HINGES

Transform your 180° hinge into a self-closing solution thanks to our Rhino hydraulic gate closer

CODE:LX-RHINO

FEATURES

- For gates up to 150kg (max 1.5m wide)
- 180° hydraulic gate closer with adjustable speed and final snap
- Closing speed unaffected by temperature changes
- Compact & aesthetic design
- Powder coated aluminium housing
- Direct assembly on 180° hinges
- Integrated pre-tension for extremely smooth installation
- For left & right turning gates
- Tested at 500,000 movements
- Can be used with Locinox LX-BOLTONHD-4D Hinges



Gate Closers (cont)


PANTHER HYDRAULIC CLOSER - FOR WALL AND POST MOUNTING

Versatile, easy-to-install and compact gate closer designed specially for wall and post situations. Panther is installed above the gate or between two pillars and can precisely adjusted. The guaranteed closing force over the full 120° opening angle results in a worry free use, regardless of the weather conditions. The aesthetic and scratch free anodized housing ensures a very long life cycle.

CODE: LX-PANTHER

FEATURES

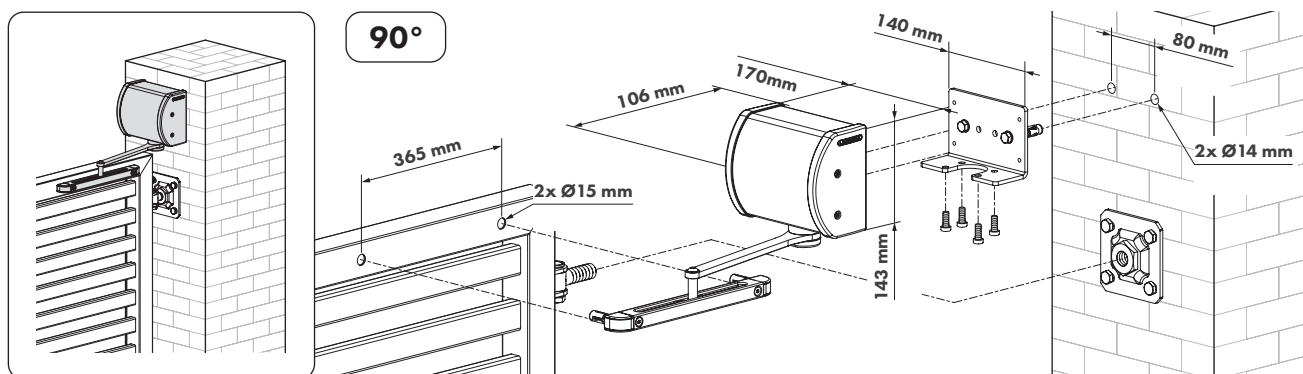
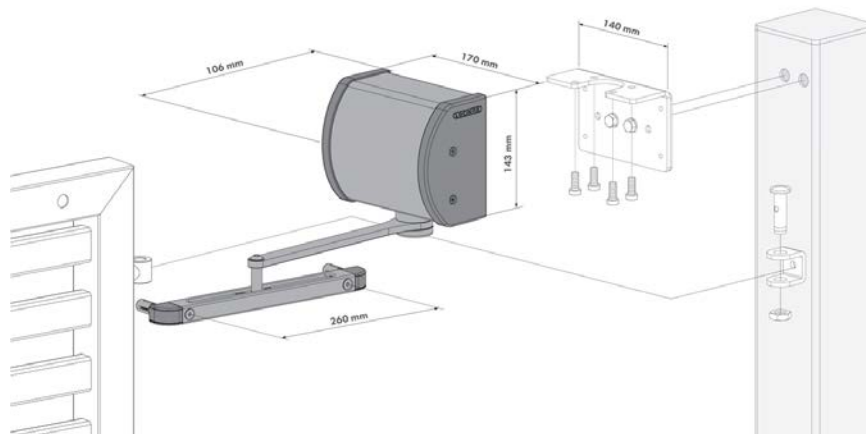
- Self-closing gate closer with adjustable speed and final snap
- Closing speed unaffected by temperature changes
- Aesthetic & compact design
- Scratch resistant and corrosion free anodized aluminium housing
- Closing force over the full 120° opening angle
- Designed to be installed above the gate
- Integrated pre-tension for extremely smooth installation
- Quick-Fix and wall anchors included
- For left & right turning gates
- Easy to open: Max. 19 Nm
- Recommended with Gatestop



POST MOUNTED



WALL MOUNTED



Gate Stop and Security Strips

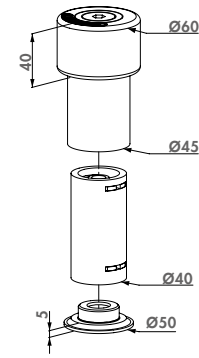
GATESTOP

Code: LX GATESTOP



FEATURES

- Fast and easy fixing
- Height adjustable: 10 mm to 140 mm
- Aluminium body with rubber stop
- Included anchor bolt M12 for concrete fixing
- Can be used as wall stop



WELD-ON SECURITY STRIP

Code: LX PKWB2000

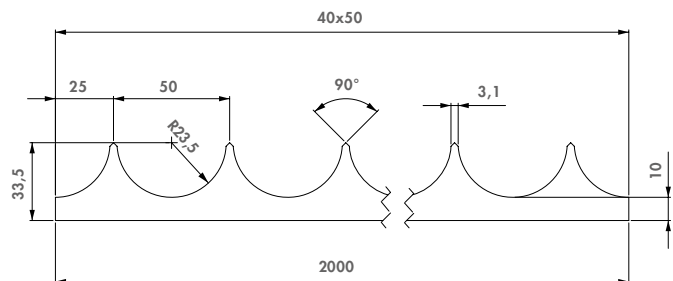


*Special order with 4month lead time



FEATURES

- Black steel for welding
- Fixing: to weld on
- Profile: 33,5 x 3 mm
- Length: 2000 mm



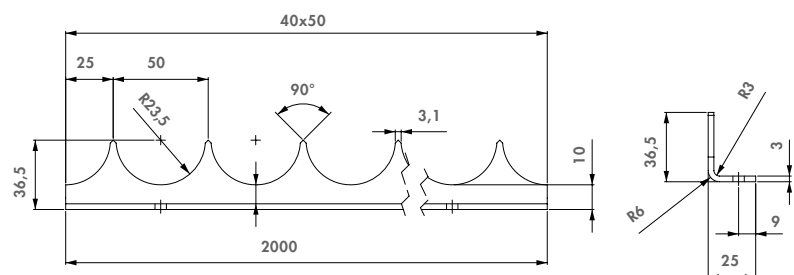
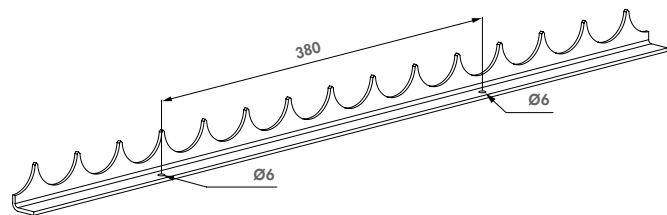
BOLT-ON SECURITY STRIP



Code: LX PKSG2000

FEATURES

- Hot-dip galvanized toothed L-profile
- Fixing: screw on
- Profile: 36,5 x 25 x 3 mm
- Length: 2000 mm
- Easy to retrofit



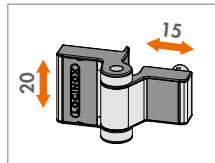
Hinges from Locinox

PUMA - COMPACT 2-WAY ADJUSTABLE 180° SURFACE MOUNTED HINGE

Code: LX PUMA

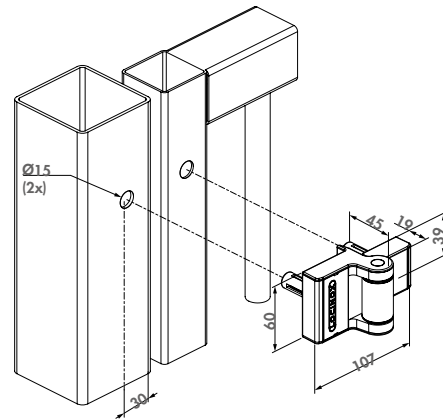


The Puma hinge is a compact surface mounted hinge with a powder coated aluminium housing. Its 180° opening angle together with its vertical and horizontal adjustability make the hinge flexible. Simple to install thanks to the Quick-Fix fastening system; no welding needed. This hinge easily supports gates up to 1 metre wide and 60 kg. The Puma hinge's aesthetic design perfectly fits aluminium and smaller residential gates.



FEATURES

- For gates up to 1 m wide and 60 kg
- For left and right opening gates
- 15 mm adjustable in width and 20 mm in height
- No welding required: drill holes and fix with Quick-Fix

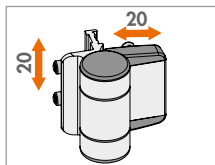


DINO- 180° DOUBLE BEARING HINGE

Code: LX DINO

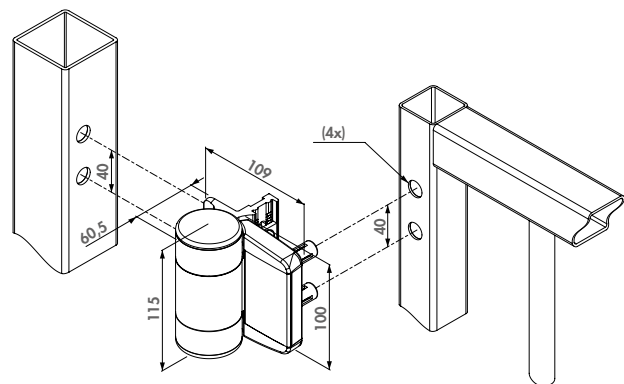


The Dino hinge is a double bearing hinge in an aluminium housing. The stainless steel bearings guarantee a smooth opening and closing of the gate. Easy to install with Quick-Fix. For gates up to 150kg per pair.




FEATURES

- Aesthetic design & powder coated aluminium housing
- 20mm horizontal and vertical adjustment
- Fixing: Anti-theft & vandal-proof
- Fast and easy fixing with Quick-Fix

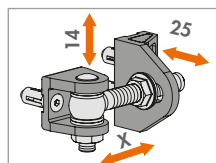


BOLT-ON 4D 180° ADJUSTABLE HINGE

Code: LX BOLTONHD-4D

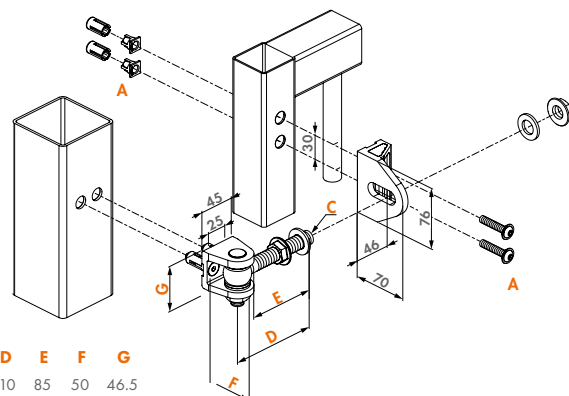


180° hinge that can quickly be mounted with no welding. Adjustment of height, depth and distance between gate and post, left/right interchangeable. 500h salt spray resistant. Not suitable for automated gates.



FEATURES


- Vandal-proof eyebolt & crossbolt
- 180° opening
- Hot-dip galvanised eyebolt and crossbolt
- Max Gate width 2000mm
- Max Gate weight 200kg per pair
- Fixing: Anti-theft & vandal-proof
- Fast and easy fixing with Quick-Fix



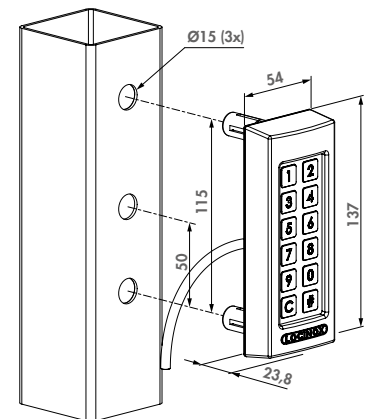
200 kg Quick-Fix M16 110 85 50 46.5

SLIMSTONE - STRONG, FROST-FREE AND WATERTIGHT KEYPAD

Code: LX SLIMSTONE-2 Weatherproof keypad with 2 integrated relays



The SlimStone keypad with integrated led lighting is unique in its kind thanks to its strength. The keypad was developed and tested for use in the most extreme weather conditions. Assembly and mounting are very easy. Thanks to the integrated relay, with a common open and closed contact, both the coupling to Locinox and other automation products and the programming of the SlimStone is very easy.



FEATURES

- IP68 rated - Extremely resistant to water and dust
- Aluminium vandal-proof housing with scratch-resistant textured lacquer
- Energy efficient adjustable white led lights
- Highly resistant stainless steel push buttons tested for 1,000,000 pushes and more
- Easy installation and configuration
- Easy programming of up to 100 user codes
- Frost-free thanks to smart heating
- Tested from -30 up to +85° Celsius
- Time range adjustable between pulse and timer mode (100ms - 99s)
- Working voltage keypad from 10 up to 26 Volt AC/DC
- Current: 1.0 A (with heating) / Pmax= 13,5W (with max heating)
- 2 m connection cable included

COMPATIBLE PRODUCT



LX MODULEC

Kit Available
(Modulec-SA or SF , Slimstone Keypad and Power Supply)
Code : LX MODULEC KIT (SA OR SF)

POWER SUPPLY



Code: LX POWER-DC (12V-20W)

POWERBOX HOUSING



Code: LX PB1
Available in black or silver

Electronic Access (cont)

MODULEC SA SURFACE MOUNTED ELECTRIC STRIKE

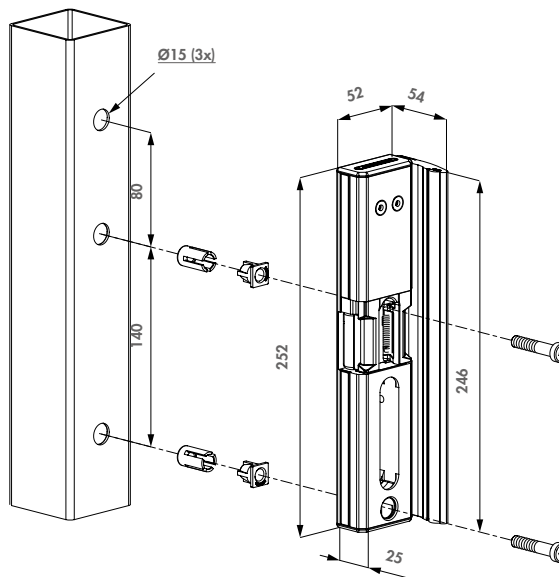
Code: LX MODULEC SA

Easy-to-install electric keep for surface-mounting thanks to the patented Quick-Fix. Can be connected to both 12V - 24V and AC/DC. Fail Close



Min 30mm gap required between post and gate

- Tested up to 500.000 movements
- Fast and easy fixing with Quick-Fix
- Resistance to pressure on the latch bolt: 300 kg
- Same drilling pattern as SA, SH and SM keeps
- Easy left or right changing
- Corrosion-resistant: black anodised housing
- Adjustable for gate profiles: 40-60 mm width
- Voltage: 12V-24V AC/DC
- Consumption: 12V - 1,25A / 24V - 0,62A
- Power: 15W



COMPATIBLE LOCKS



LAKQ U2

LAKQ H2

LX PANIC

NEW!!!! NOW AVAILABLE FOR INSERT LOCKS

Kits Available
(Modulec-SA , Slimstone2 Keypad and Power Supply)
Code : LX MODULEC KIT (SA OR SF)

Code: LX MODULEC SF-E



Easy-to-install surface mounted electric keep with a narrowed stop plate for insert locks. Thanks to the patented Quick-Fix, a quick installation is guaranteed. The black anodized housing ensures corrosion and scratch-free use for many years. Fail Close

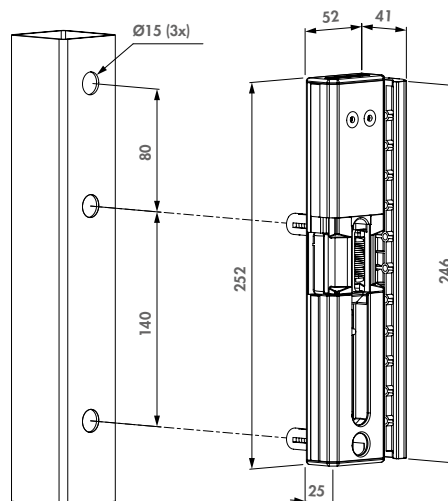
COMPATIBLE LOCKS



FORTYLOCK

FIFTYLOCK

SIXTYLOCK

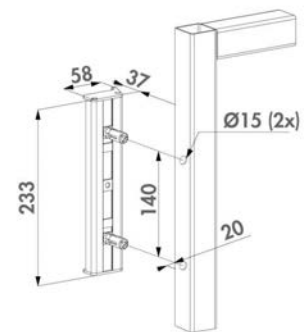
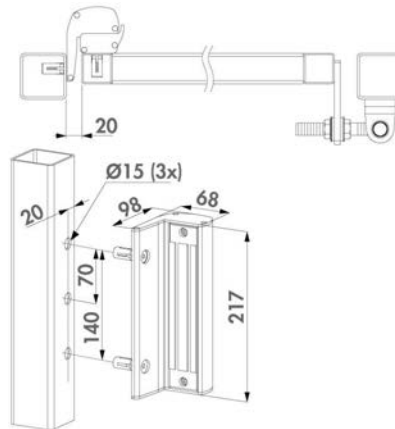


Electronic Access (cont)

SURFACE MOUNTED ELECTRO-MAGNETIC LOCK (no handles)

Code: LX MAGMAG-3000 (Black) For square posts and gate profiles of 40 mm to 80 mm, 300 kg pulling force

Magnetic lock without handle. MAGMAG3000 with 300 kg of pulling force. The aluminium powder coated housing equipped with the unique Quick-Fix ensures a fast and nicely finished mounting. Eliminate time-consuming welding; drilling 5 holes is enough to fix the lock. A two layer, protective coating guarantees that our electro-magnetic locks are ready for years of worry free use outside.



FEATURES

- 500h salt spray resistant! SGS certified (ISO 9227)
- Guaranteed holding force tested on every Maglock
- Special two-layer protective coating developed for outdoor use
- Powder coated aluminium housing
- Anti-residual magnetism kick-off system
- Raised edge on the magnet housing makes it impossible to put a crowbar between the magnet and the armature plate
- Fast and easy fixing by means of 5 holes with Quick-Fix
- Voltage: 12V / 24V DC
- Current: 460mA / 12V or 230mA / 24V

Kits Available (Maglock, Slimstone Keypad and Power Supply)
Code : LX MAG3000 KIT

POWER SUPPLY POWERBOX HOUSING



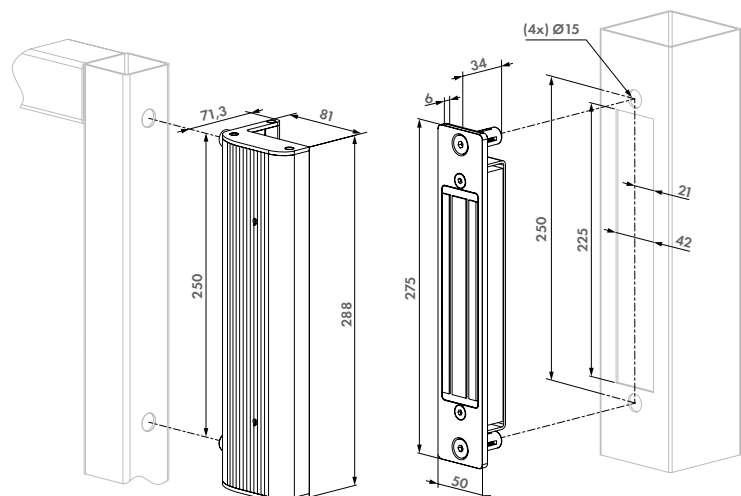
Code: LX POWER-DC (12V-20W)



Code: LX PB1

INTEGRATED ELECTRO-MAGNETIC LOCK

Code: LX MAGB2500 (Black) 250 kg pulling force



FEATURES

- 500h salt spray resistant! SGS certified (ISO 9227)
- Guaranteed holding force tested on every Maglock
- Special two-layer protective coating developed for outdoor use
- Powder coated aluminium housing
- Anti-residual magnetism kick-off system
- Fast and easy fixing by means of 4 holes with Quick-Fix
- Voltage: 12V / 24V DC
- Current: 460mA / 12V or 230mA / 24V

Section **4**

Mechanical digital gate locks

Borg Digital Gate Locks



Code: BORG BL4401MGPROECP Single Sided
BORG BL4441MGPROECP Back to Back

FEATURES

- Fully mechanical Marine Pro grade digital lock.
- Single sided or back to back keypads available
- 60 mm anti-thrust stainless steel tubular latch.
- Holdback function (can be removed if not required).
- 316 grade stainless steel internal components.
- New matt black Marine grade finish.
- Fully reversible.
- Easi-Code Pro code changing procedure.
- Suits doors from 35-80 mm thick.
- More than 4000 codes to choose from.
- Supplied with code change block pin for deactivating external code change procedure (optional).
- Designed for light to medium usage areas.
- Saltwater tested.
- Suitable for external use.
- Guaranteed to resist corrosion for up to 1 year.
- Anti-Climb Handles
- Available in black only



*Special order - 2 day lead time

Code : BORG BL5051MGPROECP Back to Back
BORG BL5001MGPROECP Single Sided

FEATURES

- Fully mechanical Marine Pro grade digital lock.
- Single sided or back to back keypads.
- New Easi-code on-door code changing procedure.
- 8 mm square drive suitable for mortice locks.
- 60 mm heavy duty stainless steel tubular latch.
- Curved lever design with clutch protection.
- Optional free passage (if required).
- 316 grade stainless steel internal components.
- New matt black Marine grade finish.
- Large indented buttons.
- Fully reversible.
- Suits doors from 35-80 mm thick.
- More than 8000 codes to choose from.
- Supplied with code change block pins for deactivating external code change procedure (optional)
- Designed for light to medium usage areas
- Not suitable for use in high traffic commercial areas.
- Saltwater tested.
- Suitable for external use.
- Guaranteed to resist corrosion for up to 1 year
- Anti-Climb Handles
- Available in black only.



Code: BORG BL2621MGPROECP Back to Back
BORG BL2601MGPROECP Single Sided

FEATURES

- Fully mechanical Marine Pro grade digital lock.
- Back to back or single sided keypads available.
- 60 mm anti-thrust stainless steel tubular latch.
- 316 grade stainless steel internal components.
- New matt black Marine grade finish.
- Fully reversible.
- Easi-Code Pro code changing procedure.
- Suits doors from 35-80 mm thick.
- More than 4000 codes to choose from.
- Supplied with code change block pins for deactivating external code change procedure (optional).
- Designed for light to medium usage areas.
- Saltwater tested.
- Suitable for external use.
- Guaranteed to resist corrosion for up to 1 year.
- Available in black only.

Borg Digital Gate Locks and Accessories

BORG GATE LOCKS WITH BUILT IN HOUSING - EASY CODE CHANGE

FEATURES



Code: BORG BL3400MGPROECP Single sided - built in mounting box
Code: BORG BL3430MGPROECP Double sided - built in mounting box

- Fully mechanical marine grade digital gate lock.
- Single- or double-sided keypad.
- Holdback function (can be removed if not required).
- Designed for use on metal gates with 40-60 mm square posts.
- Built-in mounting box.
- Spring loaded latch; adjustable between 65-80 mm.
- Manufactured using marine grade stainless steel.
- Salt-water tested for 1000 hours.
- Lever handles.
- 14-digit keypad.
- Telescopic fixings supplied.
- Fully reversible – for left or right-handed gates
- Easi-Code Pro code changing procedure
- More than 4000 codes to choose from.
- Finished in black.

BORG ACCESSORIES

28mm LATCH KIT

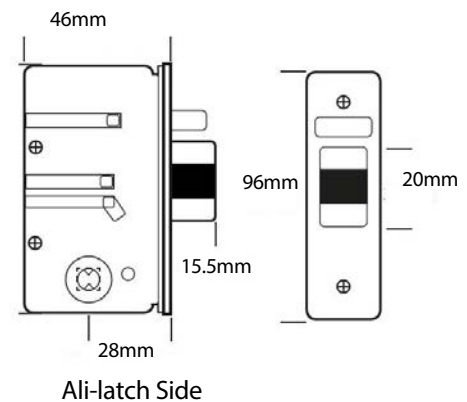


FEATURES

- Available as left or right hand latch
- Supplied with strike, dust box and mounting bracket
- Supplied with mounting tabs, shims & fixing bolts

Code: BORG BLS27(2000)LH To Suit
BORG BLS27(2000)RH BL2621MGPRO
 AM-CL155/290BB
 BL4401/4441MGPRO

Code: BORG BLS27(5000)LH To Suit
BORG BLS27(5000)RH BL5051MGPRO
 AM-410
 AM-410BB



EXTENDED LATCH

CODE: BORG EXLATCH



FEATURES

- Allows fitting to larger gate sections and/or standard gates with larger gaps.
- Overall length 75mm, 50mm longer than standard latch
- Finished in stainless steel

ROUND POST KIT

Code: BORG RPKIT



Other Mechanical Code Locks and Accessories

SINGLE-SIDED DIGITAL LOCK

Alloy body; fits 35-65mm profile;
suits 7-8mm gap



Code	Dimensions
AM-CL155	151H x 51W (including seal) Backset = 60mm

BACK-TO-BACK DIGITAL LOCK

Alloy body; fits 35-65mm profile;
suits 7-8mm gap



Code	Dimensions
AM-CL290BB	151H x 51W (including seal) Backset = 60mm

WEATHER COVER FOR AM-CL155/AM-CL290BB



Code: AM-COVER



Section 5

Fence and balustrade accessories

Aluminium Spears

Mill Finish

J-FEMALE



Code	Size mm	To fit mm
J19	100 x 68	15.9ø
J1	100 x 68	16.0ø
J15	100 x 68	19.0ø

T-MALE



Code	Size mm	To fit mm
T13	110 x 28	16.0ø x 1.2
T7	110 x 28	19.0ø x 1.2
Available by special order:		
T36	150 x 38	16.0ø x 1.2
T38	150 x 38	19.0ø x 1.2

J-MALE



Code	Size mm	To fit mm
J13	100 x 68	16.0ø x 1.2
J7	100 x 68	19.0ø x 1.2

T-FEMALE



Code	Size mm	To fit mm
T9	150 x 38	16.0ø x 1.2
T33	150 x 38	19.0ø x 1.6

Q-FEMALE

Available by Special Order



Code	Size mm	To fit mm
Q19	110 x 30	15.9ø
Q1	110 x 30	16.0ø
Q15	110 x 30	19.0ø

W-FEMALE



Code	Size mm	To fit mm
W9	150 x 62	16.0ø
W33	150 x 62	19.0ø

WROUGHT IRON SPEARS



REGAL

ART9045

60 x 130 (12ø)

Post Caps/Tops & Button Caps

BUTTON CAPS



Code	Material	Size mm
CAP12.7BL	Black plastic	12.7
CAP16BL	Black plastic	16.0
CAP19BL	Black plastic	19.0

PLASTIC POSTCAPS



Flat IPC Version
have ribbed wall

Code	mm
FLAT-TOP	□
PC25P	25
PC40P	40
PC40P IPC	40
PC50P IPC	50
PC60P IPC	60
PC65P IPC	65
PC75x50 IPC	75x50
PC100x75 IPC	100x50
PC100 IPC	100
CAP35/19BL	35 x 19

ALUMINIUM POST CAPS



Code	To fit mm
PC50	50□



PYRAMID IPC Version

PYRAMID	mm
PC50P	50□
PC65P	65□

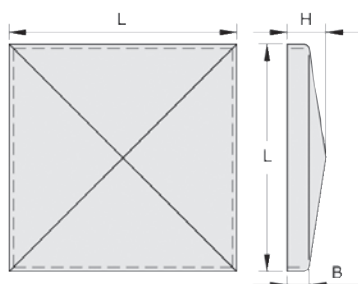

GALVABOND POST CAPS



Code	To fit mm
K40MSGB	40□
K50MSGB	50□
K60MSGB	60□
K65MSGB	65□
K75MSGB	75□
K90MSGB	90□
K100MSGB	100□
K150MSGB	150□

GALVANISED WELD-ON POST CAPS WITH FLANGE

Supplied by



Code	L mm	B mm	H mm
FAC 187/Z	50□	7.5	16
FAC 190/Z	100□	7.5	23
FAC 191/Z	120□	8.5	26
FAC 192/Z	150□	8.5	31
FAC 193.200/Z	200□	10.5	39

Fence Brackets/Accessories

ALUMINIUM FENCE BRACKETS

Single lug

HORIZONTAL

Single fixing hole



Code	Rail Size mm
FB25H	25□
FB30H	30□

HORIZONTAL

Twin fixing holes



Code	Rail Size mm
FB38H 38 x 25	

VERTICAL

Single fixing hole



Code	Rail Size mm
FB38V* 38 x 25	
* twin fixing holes	

PLAIN

Twin fixing holes



Code	Rail Size mm
FB38P	38 x 25
FB40P	40□
FB50P	50□

ADJUSTABLE RAIL BRACKET

Rotate +/- 45° horizontal or vertical



Code	Rail Size mm
A ADJ. RAIL BRACKET	25□
B ADAPTER 38x25	38x25
C ADAPTER 40x40	40x40

ALUMINIUM FENCE BRACKETS

Double lug

HORIZONTAL

Twin fixing holes




Code	Rail Size mm
FB25HDL	25□
FB30HDL	30□



Code	Rail Size mm
FB2538PDL	25x38

PLAIN


Four fixing & one security holes



Code	Rail Size mm
FB50PDL	50□

Miscellaneous Hinges

GUDGEON HINGE AND SOCKET SET 16MM



FEATURES

- Screw plate gudgeon
- 16mm adjustable socket
- Hot dip galvenised

Code: **BTI GUDGET**

BTI GUDGEON PLATE 130X50X5mm
BTI M16 ADJ SOCKET 120mm thread

CAST ALLOY HINGES



Code Description Dimensions

W1 Driveway 63W x 95H x 75-90 adj.



FG-GUDGEON SOCKET M20
20MM ADJUSTABLE SOCKET



FG-GUDGEON PLATE M20 Plate size
130x40mm

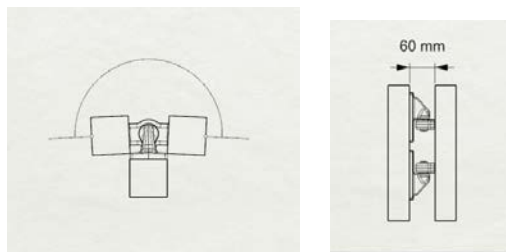


Aluminium C BRACKET
Code: **BTI-ALI C BRACKET**

DIECAST ALLOY HINGES HINGE AND GUDGEON SET



Code: **BTI-DIECAST ALLOY HINGE**



Swing
180 deg
plus

FEATURES

- Pre-drilled base and hinge machined
- Includes standard Moly Nylon 16mm Tee bush
- Accepts standard powder coating.
- Bolt on gudgeon plate and weld-on hinge
- 60mm spacing; full 180 degree swing
- Suggested uses: pedestrian gates (up to h 1.8m, w 1.5m) driveway gates (h 1.2m ,w 3m)

OTHER HINGES

SELF-CLOSING HINGE

Stainless, adjustable tension, 304-grade, pair



PH75SS 80W X 75H
80kg/pair

SELF CLOSING BUTT HINGES

Stainless, adjustable tension, polished finish, pair



SH90-SS 101H x 101W x 2.5 20kg/pair

BUTT HINGES

304 Stainless



AN-BUTT 102x102x2.5mm
80kg/pair

Latches and Bolts

GATE LATCHES

NEW! GALVANISED



GL130G Snap gate latch



GL140 Sprung gate latch (inc striker) zinc plate

STAINLESS



GL130SS Snap gate latch



GL170 Universal 'D' latch
Zinc plate




GL170F Universal 'D' latch Flat Mount
Galvanised

PAD BOLTS

NEW! GALVANISED

5 Year Anti-Rust Warranty

Code	Size	Throw
PB100G	100	Regular
PB100LG	100	Long
PB150G	150	Regular
PB150LG	150	Long



STAINLESS PADBOLTS

PB100SS 100 Regular

PB150SS 150 Regular



PB100B Oval Zinc plate



Latches, Bolts and Springs

BLACK POWDER COATED

5 Year Anti-Rust Warranty



BPB100D Padbolt 100mm
BPB150D Padbolt 150mm



BPB 100L Padbolt 100mm Longshoot
BPB 150L Padbolt 150mm Longshoot




BDB1240-BK Cane Bolt 400mm



BCB450D Cane Bolt 450mm



BGL130 Snap Gate Latch



BGL170 D Type Gate Latch

CANE BOLTS

With 100mm throw



CB190D 700mm Zinc plate


GALVENISED!

5 year Anti Rust Warranty




BDB1240-GLV 400mm Galvanised

MISCELLANEOUS LATCHES



A



B



C

- A HE-150** Hook and eye
- B HS-115** Hasp and staple
- C PE-110D** Heavy padlock eye (1 pair with screws)

GATE SPRINGS

NEW GALVENISED!

5 year Anti Rust Warranty



GS160GD 260mm Galvanised



BGS400D 400mm Zinc Plate Black Powder Coated

Foot Latches & Handrail Brackets

FOOT LATCHES HEAVY DUTY LATCH-BACK FLOOR MOUNT STOPS WITH FOOT RELEASE

Code: MN-FOOT BLK



- Forged brass
- Heavy duty suitable for commercial and exterior use
- Self latching with foot release
- Black finish
- Brass lifetime warranty
- Fixings supplied
- Height 105MM


Code: MN-FOOT SC



FEATURES

- Forged brass
- Heavy duty suitable for commercial and exterior use
- Self latching with foot release
- Satin chrome finish
- Brass lifetime warranty
- Fixings supplied
- Height 150MM

HANDRAIL BRACKETS



A

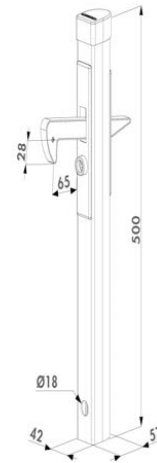
Offset = 70mm

Shape	Finish	Code
A Curved	Mill	M310RM
	Black	M310PB



HOLD-BACK CATCH FOR ALUMINIUM GATES

Code: LX-IGC



FEATURES

- Aluminium powder coated chassis
- Anchoring holes for concrete
- Height adjustability of the catch hook: 40 mm
- Stop rubber and polyamide catch hook avoid damaging the gate frame
- Stop rubber adjustable for profiles 40 mm to 60 mm
- Reversibility of the catch hook: pre-mounted with hook down
- Catches upper side of the gate

BTI AUTO DOOR CLOSER

Code: BTI-AUTO DOOR CLOSER



Designed for a maximum opening of 1500mm and 35kg trolley load.

Operates effectively on clean, dirt free, smooth rolling doors. Old or high use doors that have clogged or damaged roller systems need to be removed and the roller wheel repaired, cleaned and lubricated or replaced prior to fitting this door closer.

Important:

This is not a Child Safety Device. Must be used in conjunction with a self latching mechanism at least 1.5m above the ground.

The Auto-Door Closer is considered satisfactory by the majority of authorities in New Zealand to secure a sliding door leading directly onto a swimming pool enclosure.

Installer must check with local authority to ensure compliance.

Section 6

Gate automation products from



REMOOTIO))

DEA – LIVI/X for Residential Sliding Gates

DESCRIPTION



CODES:

- DEA-LIVI/4 - (Kit) - 400kg rated
- DEA-LIVI/6 - (Kit) - 600kg rated
- DEA-LIVI/6-BOOST - (Kit) - 600kg rated
- DEA-LIVI/9 - (Kit) - 900kg rated

- The LIVI/X, made in Italy, automation for sliding gates is intended for moving residential gates ranging from weight ratings of 400kg (LIVI/4), 600kg (LIVI/6 & LIVI/6 BOOST), and 900kg (LIVI/9). The LIVI/X motor for sliding gates, like REV and GULLIVER, is robust because we use solid materials, resistant to mechanical and time wear, such as the metal gears and the aluminium base. A guarantee of quality that never lets you down. LIVI/X is a precise and safe automation for sliding gates because it is equipped with a movement reading system which uses a magnetic or digital encoder. The card controls the movement of the gate, detects the presence of obstacles and when it finds them, reverses the direction of travel. In addition to external safety accessories, such as photocells and safety edges, the encoder makes the gate even more reliable. The card controls the movement of the gate, detects the presence of obstacles and, when it finds them, reverses the direction of travel. In addition to external safety edges, the encoder makes the gate even more reliable. All models of LIVI/X / FAST24 are equipped with magnetically operated limit switches. The stroke is very easy to calibrate by simply placing the magnets on the rack at the desired opening and closing endpoints. Thanks to the App DEA user, you can use your smartphone to open your gate without the need for keys or remotes. Moreover, if you have also installed NET-COM with data SIM, you can check the automation status even when you are in the office or away from home.
- **What if a sudden blackout blocks your gate?**
In the 24v version, LIVI/X / FAST24 is battery powered. In case of power failure, the gate will continue to operate as if nothing had happened. Moreover, to enter and exit it is possible to unlock the automation mechanism and open the passage manually, this can be done either from the inside with a special key provided or even from the outside thanks to BLINDOS. With LIVI/X / FAST24 you will never be locked in or out of the house.
- **Kit Contains:**
 - Motor
 - x2 Ziggy – 2 Channel Remotes
 - Controller
 - Receiver
 - 4m Gear Rack (1m long, 6 Fixing Points. Nylon with Steel Core)
- **Features:**
 - Speed Adjustment and Slowdown in Opening and Closing
 - Magnetic Limit Switches
 - Control board positioned in a lifted position at the front. Accessible and perfect for small spaces
 - Up to 900kg
 - 24V
 - Residential use
 - Operators with encoder
 - Available in fast version, BOOST models (16m/min)



DEA REV for Residential & Industrial Sliding Gates



CODES:

DEA-KIT REV-24/M

DEA-KIT REV24/M Z=22

DEA-KIT REV24/M BOOST

DEA-REV24/M (Motor Only)

DEA-REV24/M Z=22 (Motor Only)

DEA-REV24/M BOOST (Motor Only)

DESCRIPTION

- Suitable for residential & industrial gates up to 1400kg, 24v. Depends on situation, enquire (sales@btihardware.co.nz | 092729061). The DEA Automation brand is made in Italy. The REV automation for sliding gates is the DEA solution mainly dedicated to apartment buildings and companies that frequently open and close heavy gates. Able to purchase the motor only. See options in the drop down. The REV sliding gate motor, like LIVI/X and GULLIVER/N, is robust because we use solid materials, resistant to mechanical and time wear, such as the metal gears and the aluminium base. A guarantee of quality that never lets you down. REV is a precise and safe automation for sliding gates because it is equipped with a movement reading system which uses a magnetic or digital encoder. The card controls the movement of the gate, detects the presence of obstacles and, when it finds them, reverses the direction of travel. In addition to external safety accessories, such as photocells and safety edges, the encoder makes the gate even more reliable. REV, in its 230V version, is equipped with a forced ventilation system which always operates when the gate is moving, dispersing the heat generated internally. In this way, gate wear is reduced and the motor lasts longer. Do you want to keep your automation safe? The REV motors for sliding gates in the IB versions can be installed inside IRONBOX or IRONBOX/XS, the vandal-proof boxes designed to protect all the necessary and complementary electronic components for the installation. These include the card for managing traffic lights, the receiver of the radio safety edges, or the detector of metal masses for the automatic opening of the gate. Everything is safe and easily reachable. Thanks to the APP DEAuser, you can use your smartphone to open your gate without the need for keys or remotes. Moreover, if you have also installed NET-COM with data SIM, you can check the automation status even when you are in the office or away from home.
- What if a sudden blackout blocks your gate? Some 230V versions of REV are equipped with a reversible movement system. In case of power failure, the brake is automatically deactivated, making it possible to unlock the gate manually. In non-reversible versions, to enter and exit it is possible to unlock the automation mechanism and open the passage manually. This can be done from the inside with the special key provided or even from the outside, thanks to BLINDOS. In the 24V version, REV is battery powered. In case of power failure, the gate continues to work without any interruption. It is also available with GREEN ENERGY, a combination of solar panels and storage batteries, particularly suitable for places that cannot be easily reached by traditional electric lines. With REV, you never risk being locked inside or outside your home.
- Features:
 - Self-locking
 - Speed adjustment and slowdown in opening and closing
 - Soft start and soft stop
 - Internal fan
 - Magnetic limit switches
 - Control board positioned in a lifted position at the front, easily accessed
- Kit Contains:
 - x1 Sliding gate motor
 - x2 Ziggy (4-channel remotes)
 - x1 Controller
 - x1 Receiver
 - x4 Lengths of gear rack (1m long, 6 fixing points. Nylon with steel core)
- Motor Contains:
 - x1 Motor
 - x1 Control Board

DEA – Gulliver for Industrial Sliding Gates



CODES:

DEA-GULLIVER/N/M (Motor Only)
DEA-GULLIEVER/N/3P/M (Motor Only)
DEA-KIT GULLIVER/N/M
DEA-KIT GULLIVER/N/3P/M

DESCRIPTION

The GULLIVER/N is a heavy duty industrial motor for sliding gates. The GULLIVER/N sliding gate motor, manufactured in Italy, like REV and LIVI/N, is robust because we use solid materials, resistant to mechanical and time wear, such as the metal gears and the aluminium base. A guarantee of quality that never lets you down. Do you want to keep your automation safe? The GULLIVER/N sliding gate motors can be installed inside IRONBOX, the vandal-proof box designed to protect all the electronic components necessary and complementary to the installation. These include the card for managing traffic lights, the radio safety edge receiver, or the metal mass detectors for the automatic opening of the gate. Everything is safe and easily reachable. All versions of GULLIVER/N are equipped with a forced ventilation system which always operates when the gate is moved, dispersing the heat generated internally. In this way, the wear of the gate decreases and the motor lasts longer. GULLIVER/N is equipped with a stand that rotates up to 120° for easy accessibility of the control board. In case of maintenance, the control unit can be easily moved to perform the necessary operations comfortably. Thanks to the APP DEA user, you can use your smartphone to open your gate without the need for keys or remotes. Moreover, if you have also installed NET-COM with data SIM, you can check the automation status even when you are in the office or away from home.

Is The Power Out? Unlock Your Gate Manually

What if a sudden blackout blocks the gate? In case of power failure, it is still possible to enter and exit by unlocking the automation mechanism and opening the passage manually using the special key provided. With GULLIVER/N, productivity never stops.

Is There Ice & Snow?

GULLIVER/N models are equipped with magnetically operated limit switches. Thanks to the magnets placed on the rack at the maximum opening and closing points, movement becomes more calibrated, mechanical wear is reduced, and the gate opens and closes even if the rack is covered by snow or ice.

Features:

- Self-locking
- Speed adjustment and slowdown in opening and closing
- Soft start and soft stop
- Internal fan
- Magnetic limit switches
- Motor control by encoder and obstacle detection
- Easy depth adjustment and compatibility even on old

installations with GULLIVER.

Kit includes:

- Motor
- x2 Ziggy 2-Channel Remotes
- Controller (in motor)
- Receiver (in motor)

DEA Automation for Swing Gates

LOOK SWING ARM MOTORS FROM DEA

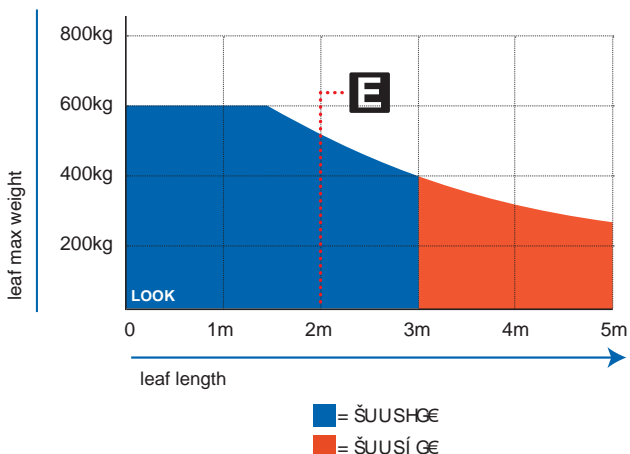
24V Italian made gate motors for gates up to 4.5m and 600kg with magnet limit switches



2 lengths available:
 320mm shaft for gates up to 3m in length
 520mm stem for gates up to 4.5m.
 Both available as single and double arm kits.
 Single arm kits include arm, control box plus 2 x Ziggy 2-channel remotes.
 Double arm kits include 2 arms, control box plus 2 x Ziggy 2-channel remotes

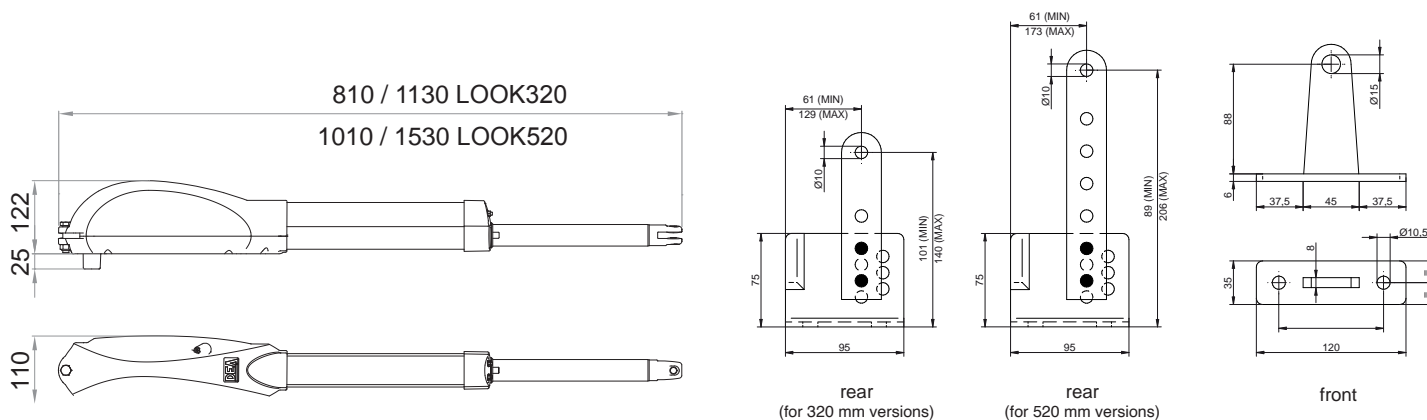
CODES:

- DEA-LOOK320 SINGLE** leaf up to 3m 600kg
- DEA-LOOK320 DOUBLE** leaf up to 3m 600kg
- DEA-LOOK520 SINGLE** leaf up to 4.5m 600kg
- DEA-LOOK520 DOUBLE** leaf up to 4.5m 600kg



Internal mechanics in steel with ball bearings

Please note, the height and leaf structure, as well as locations with strong wind, can cause the reduction of the value of the data contained in table



REMOOTIO3 WIRELESS & BLUETOOTH CONTROLLER

CODES:

REMOOTIO3

REMOOTIO3 ADAPTOR (for hard wiring)

Bluetooth and Wi-Fi enabled device for controlling and monitoring gates and garage doors via smartphone, Alexa and Google Home. Supplied with a sensor (for detecting if your gate is open or closed), power cable for the 5V power adapter, power adapter (5V) (for powering Remootio 3 from a wall socket), cable for connecting Remootio to your gate or garage door. Perfect access solution for families, small apartment blocks and homes with common gate access.




- Two output relays which makes it compatible with gate/garage door openers that have separate trigger inputs for opening and closing
- Works from 5-32V DC, 12-24V AC voltages, so it can be powered from the control board of most gate openers making installation very easy
- Two accessory input terminals (e.g. sensor and doorbell button)
- Compatible with Amazon Alexa, Google Assistant and Samsung SmartThings
- Control via iOS and Android Smartphones, Apple Watch
- 256 bit end-to-end encryption
- Automatic opening
- Open / Close status sensor
- 20 virtual keys & easy key sharing (share keys with family and friends or even Airbnb guests via QR code or via text message)




GEAR RACK

COMMERCIAL/INDUSTRIAL

Steel weld-on or Bolt on, 1m length



Codes: STER (Weld only)
Max gate weight 2500kg
22x22mm



STERHOL 12 (Drilled, bolt on)
Max gate weight 2200kg
30x12mm

GEAR RACK

Nylon with steel core, 1m length



Codes: 4FPNR (4 fixing points) Max gate weight 500kg
6FPNR (6 fixing points) Max gate weight 700kg



ASL 266
Bolt on Bracket



ASL 263
Bolt through
Spacer bolt



ASL264
Weld on Spacer
(bolts to rack)

Automation Accessories (cont)

DEA ACCESSORIES

ZIGGY REMOTES



Available as 2 or 4 channel remotes

Codes DEA-ZIGGY-2
DEA-ZIGGY-4 *Special Order

DIGIPRO PROXIMITY KEYPAD



Wired Keypad with Proximity Reader

Code DEA-DIGIPRO

DIGIRAD WIRELESS KEYPAD



Wireless Keypad

Code DEA-DIGIRAD

ALSO AVAILABLE:

- Split Packs
- Wired and wireless photocells
- Solar Kits



Automation Accessories (cont)

PHOTOCELLS

Available as Wired or Battery operated
Hardwired Photocells 20m Range
Battery Operated Photocells 15m Range



Codes **DEA-PH20** (wired)
DEA-PH20-W/L (wireless)

BACK UP BATTERIES

Back up battery kit for 24V DEA automated gate systems. Includes 2 batteries.



Code **DEA-BATTERY B/UP**

LOCINOX ELECTRADROP

CODE: LX-ELECTRADROP


Electric 24V drop bolt with 115 mm throw for
safe locking of automated swing gates
Further details on page 3-21



Section 7

Optimum Sliding Door Hardware from

COMUNELLO

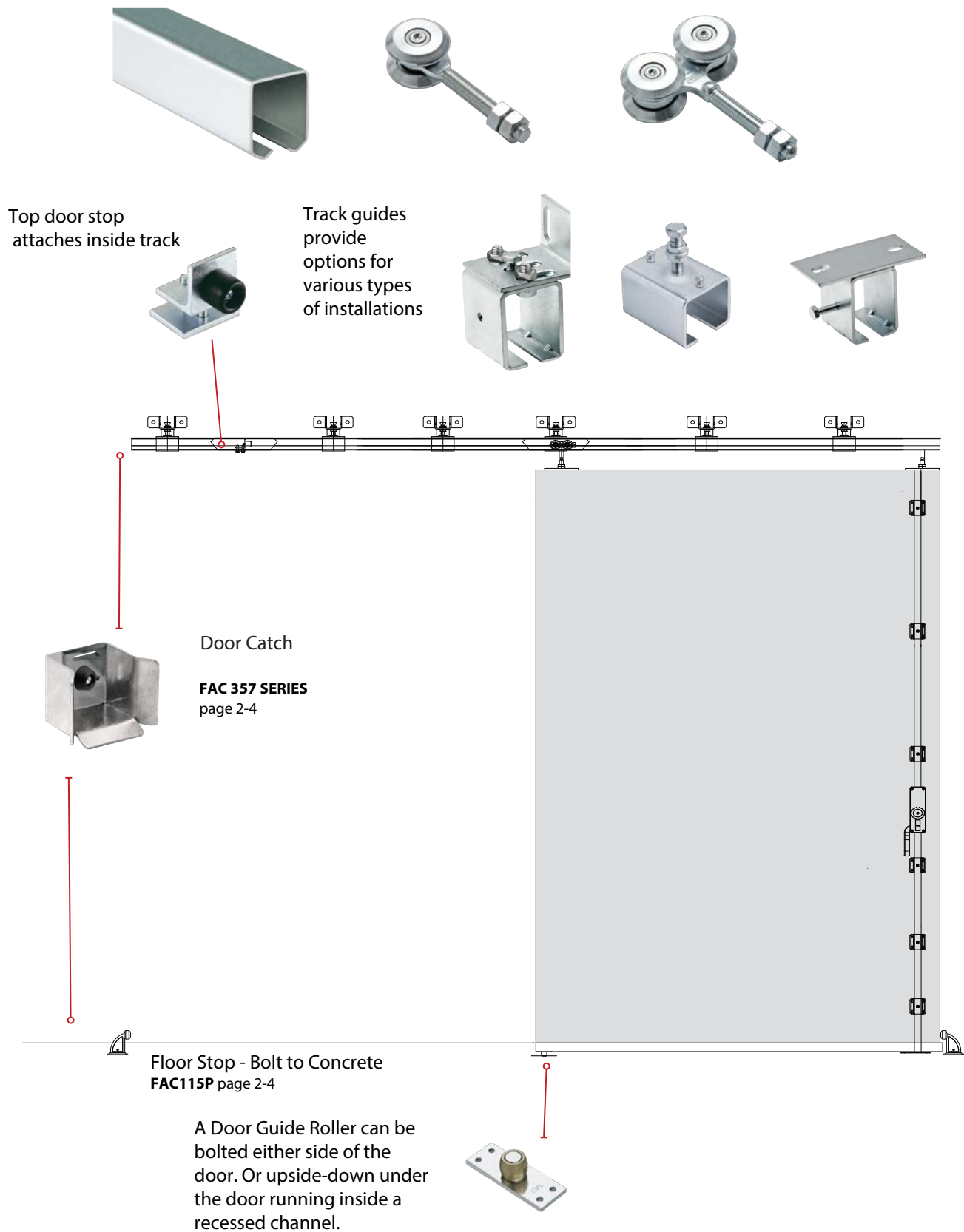


***Special Order - 4 week lead time**

Optimum 300 Sliding Door Hardware

OVERVIEW

Complete hardware range for sliding doors up to 300kg Suitable for shed door, stables, slide gates and walls



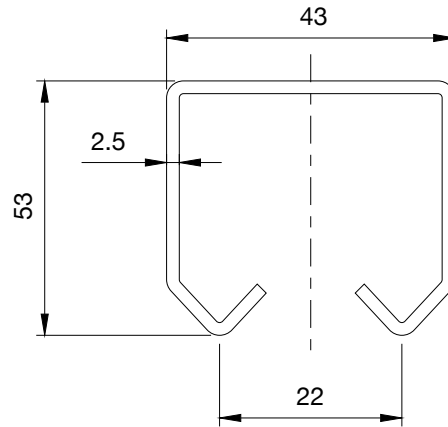

Optimum products have a 3-year performance warranty effective from date of purchase. Warranty is subject to Optimum being used within the guidelines for motorised door or gate. Poor installation, misuse or lack of proper maintenance will void warranty. Optimum carriers are manufactured in Italy using SKF sealed steel roller bearings.

Optimum 3000 Track and Rollers

DOOR TRACK

6M Lengths

Code OPT-300-6M

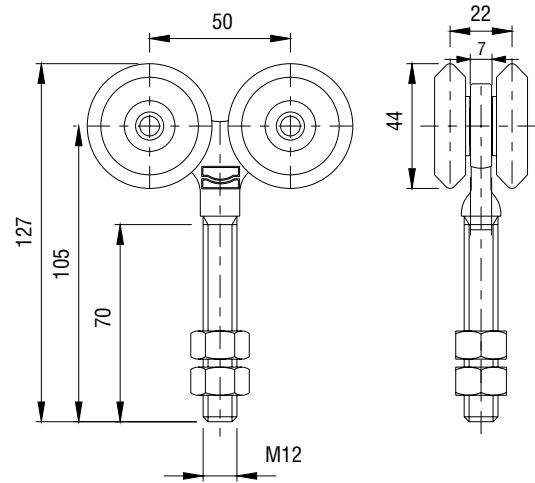


DOOR ROLLERS

Code OPT-300-4CS Steel wheels

Code OPT-300-4CN Nylon wheels

Four sealed steel roller bearings

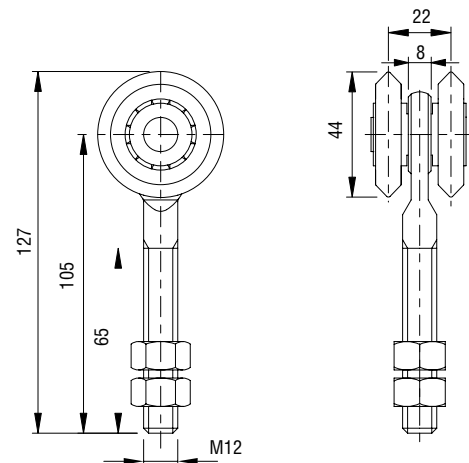


DOOR ROLLERS

Code OPT-300-2CS Steel wheels

Code OPT-300-2CN Nylon wheels

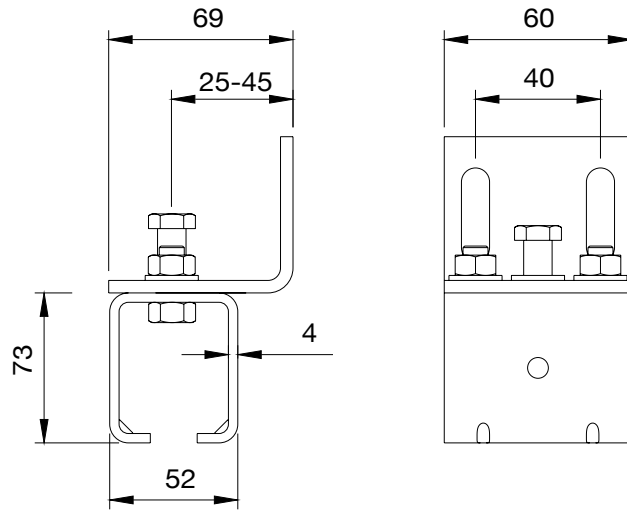
Two sealed steel roller bearings



Optimum 300 Mounts & Bracket

TRACK MOUNTS

Code OPT-300-2 Track mount only.
Bracket **Code OPT-300-1BS** ordered separately.



OFFSET BRACKET

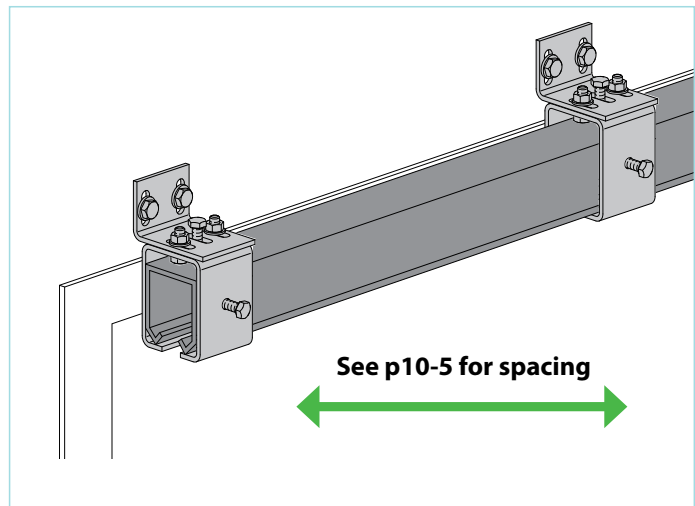
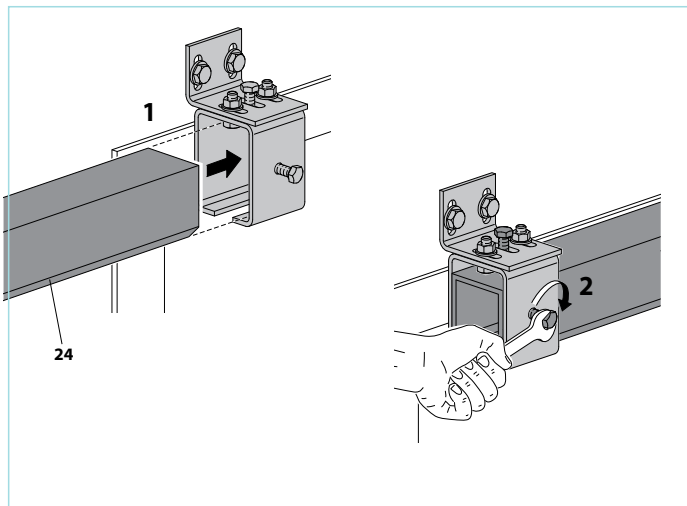
Code OPT-300-1BS



OPT-300-1BS
Includes: Nut & bolt (x2) Track lock bolt (x1)



Image shown includes
OPT-300-2 track mount and
mounting bracket
OPT-300-1BS

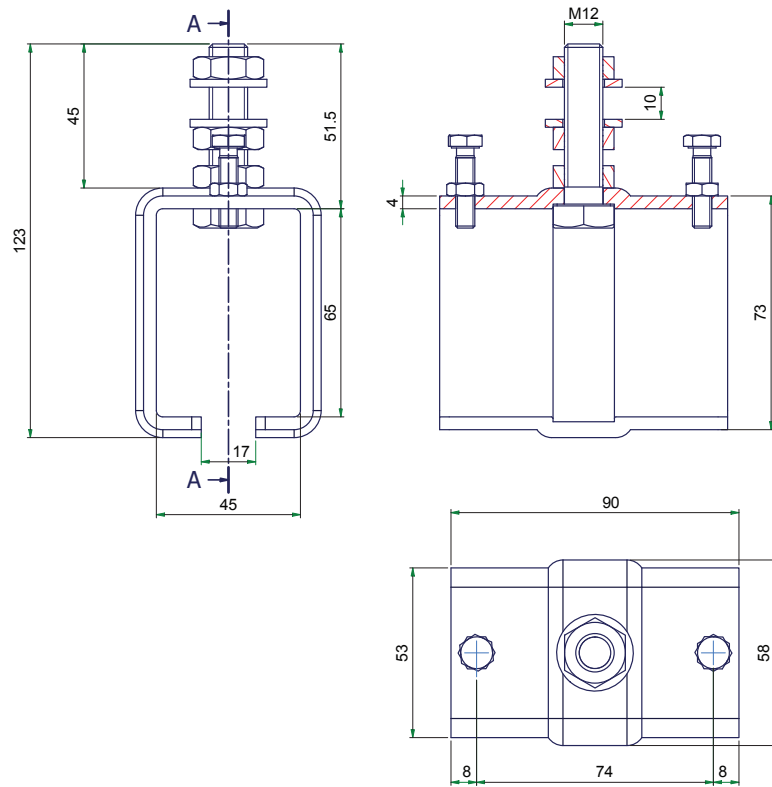


Optimum 300 Mounts

ADJUSTABLE MOUNT

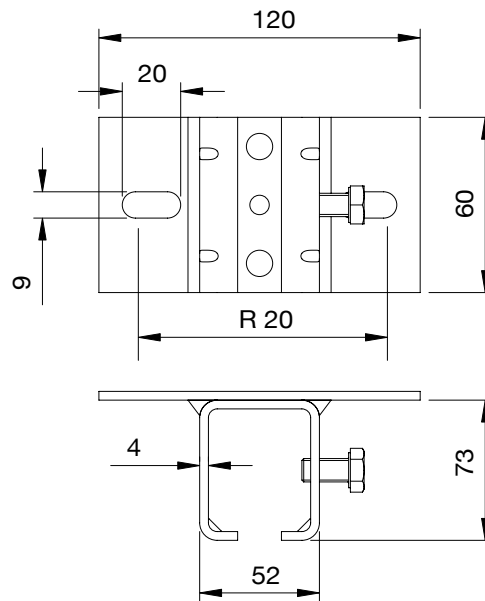
OPT-300-21

Includes height adjuster single mounting point for easier installation.

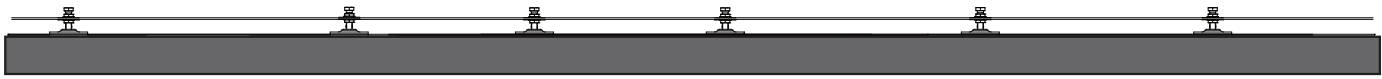


OVERHEAD MOUNT

OPT-300-22 Fixed track mount



Optimum 300 Mount Spacing, Guide and Stop



uses 30% less
mount brackets

300 SERIES SINGLE TRACK MOUNT SPACING

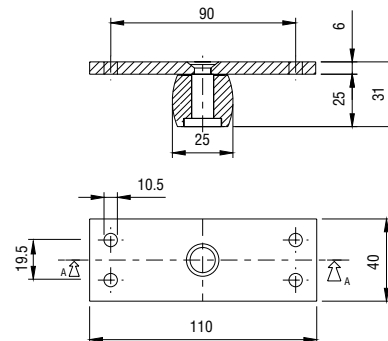
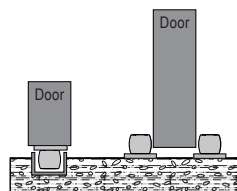
Door weight	120kg	200kg	250kg	300kg
Mount spacing (mm)	1200	1100	1000	900

Spacing applies to all Optimum 300 mounts on a single track.

DOOR GUIDE

OPT-300-BG

Solid brass roller, used one of two ways.



TOP DOOR STOP

Code OPT-300-TS

Top Door Stop is mounted inside the track.

